

*Your*

AN ARGUS SPECIALIST PUBLICATION

NOVEMBER 1986


£1.10

# COMMODORE

**YOUR BEST INDEPENDENT COMMODORE MAGAZINE**

**SUPREME  
CASSETTE  
GIVE AWAY**

**THREE FREE  
PROGRAMS  
FOR THE  
C64**





PLUS/4 & C16  
SOUND SAMPLER TO TYPE IN  
GIVE YOUR C64 80 COLUMN CAPABILITY  
**NEW** - EASY ENTER LISTINGS






# YES! SOFTWARE



## ★ NEW RELEASES ★



**AVAILABLE NOW ONLY £2.99** each

FROM ALL GOOD RETAILERS OR IN THE EVENT OF DIFFICULTIES DIRECT FROM

**YES! SOFTWARE** UNIT 4, NORSE, OLDMIXON CRESCENT,  
WESTON-SUPER-MARE, AVON.

TRADE ENQUIRIES WELCOME ON 0934 28219.



# VOLUME 3 NUMBER 2

## REGULARS

- *Data Statements* \_\_\_\_\_ 5
- *Trailblazer - Game of the Month* \_\_\_\_\_ 10



- *Easy Enter* \_\_\_\_\_ 38
- *Software for Sale* \_\_\_\_\_ 40
- *Competition* \_\_\_\_\_ 48
- *Club 128* \_\_\_\_\_ 53




- *Games Reviews* \_\_\_\_\_ 55
- *Contributions* \_\_\_\_\_ 67
- *Letters* \_\_\_\_\_ 69
- *Welcome to the machine* \_\_\_\_\_ 85
- *Back Page* \_\_\_\_\_ 98

## GAMES AND UTILITIES


- *Into the Eighties* \_\_\_\_\_ 14  
80 column mode come true.
- *C16 Sound Sampler* \_\_\_\_\_ 25  
Now you can chat to your C16.
- *C64 Autosave* \_\_\_\_\_ 72  
Cut down on time and frustration.
- *Making Data* \_\_\_\_\_ 76  
Two versions - one for the 64 and one for the 128.

## FEATURES

- *Write On* \_\_\_\_\_ 13  
Parasoft's Script/Plus reviewed.
- *Disk Doc* \_\_\_\_\_ 18  
Stuart Cooke on a new utility.
- *Disk Utility* \_\_\_\_\_ 20  
What you can get from our free Utilities.
- *Extended Basic* \_\_\_\_\_ 32  
How to use our Extended basic.
- *Newsroom* \_\_\_\_\_ 35  
How you can be a newspaper tycoon.



- *Video Basic* \_\_\_\_\_ 46  
Switch on Adamsoft's Video Basic.
- *Pick of the Sticks* \_\_\_\_\_ 65  
Zap through some new joysticks.
- *R1D1* \_\_\_\_\_ 80  
How to play our free game.
- *MIDI, Music and You* \_\_\_\_\_ 81  
The mysteries of MIDI unveiled.
- *Quick on the Draw* \_\_\_\_\_ 90  
Three new graphics packages.





# AUTHORITATIVE • DEFINITIVE • COMPREHENSIVE

Books and Software for the



## Anatomy of the C-128

£12.95

Presents operating system details and explains the graphics, chips, memory management unit and commented listings of Kernal.

## Anatomy of the 1571 DD

£12.95

Covers sequential and relative files, direct access commands; describes important DOS routines plus provides fully commented DOS listings and much more.

## C-128 Tricks and Tips

£12.95

Get more from your C-128. Greater character sets, user C-128 FAST mode, user ROM routines - full of practical information and many sample programs.

The 4-part C compiler comprising; easy-to-use Editor, 6502 machine language compiler, linker and disk manager. Plus comprehensive manual and SYSTEM Guide.

## Super C

£69.95

Editor Compiler and extensions - which include High speed DOS, debugging & monitor aids, graphics procedure & functions and a full built-in assembler - plus comprehensive manual.

## Super Pascal

£49.95

Compiles in superfast machine code or compact P-code - or mix of the two; compile a series of programs using overlay; use any language extension - plus comprehensive manual.

## Basic Compiler

£49.95

## Presenting the Amiga

£9.95

A comprehensive, interesting and invaluable look at this new and exciting hardware. A must for every first-time user or potential user.

**In stock NOW!**

## dBASE II for the C-128

£119



The world's standard database. Powerful, easy and with all the documentation and applications you could ever wish to buy.

**Coming Soon!**

## dBASE II Tricks and Tips

£14.95

Written to supplement, not replace, the dBASE II manual. Information invaluable to the dBASE novice and experienced programmer alike. Packed with samples & suggestions for all types of usage.

## FIRST PUBLISHING LTD

Unit 20B, Horseshoe Road, Horseshoe Park, Pangbourne, Berkshire RG8 7SW Tel: 07357 5244 Tx: 848854

Please send me

Y COM

\_\_\_\_\_ copies @ \_\_\_\_\_  
 \_\_\_\_\_ copies @ \_\_\_\_\_  
 \_\_\_\_\_ copies @ \_\_\_\_\_  
 TOTAL \_\_\_\_\_

☐ Cheque ☐ Postal Order ☐ Credit Card

Name \_\_\_\_\_

Address \_\_\_\_\_

Post Code \_\_\_\_\_ Tel no. \_\_\_\_\_

Access/Visa Card No. \_\_\_\_\_

Expiry Date \_\_\_\_\_

Data Becker Books and Software from



**FIRST PUBLISHING LTD  
FIRST SOFTWARE LTD**





## D A T A S T A T E M E N T S

## Soft in the Head

**S**traight in, with news of two new Bubble Bus games for the C16/Plus 4. The first is *Trizons* an addictive 3D split screen scrolling game with more than a dozen aliens against which to pit your wits. The second is *Tazz*. *Tazz* is sent from a company with the confidence-inspiring name of Bug Exterminators Unlimited/Unreliable. You must gatecrash a party where wild butterflies and razor sharp scythes are on the loose. Both are in the shops now and cost £2.99.

Alpha-Omega has just announced two new titles for the Commodore 64. These are *Gods and Heros* and *Aftermath*.

*Gods and Heroes* is a platform game and will cost £1.99. The game features 50 challenges taken from Greek mythology. You must see if you are as resourceful and courageous as the ancient heroes.

*Aftermath* is a game about revenge. The Final Conflict has been lost and the barren plains of a devastated earth lie before you, the Saurans rule the

planet. Penetrate the Sauran defences and destroy their Strategic Command with a single bomb and so give meaning to your life and your death. *Aftermath* is also £1.99.

If your collection of Beyond software games is incomplete then you may like to know that there is now a Beyond compilation tape for the C64. Entitled *The Best of Beyond*, the Commodore version of the tape costs £9.95 and contains such classics as *Shadowfire*, *Enigma Force*, *PSI Warrior* and *Quake Minus One*.

**TOUCHLINE**

*Beyond*: Wellington House, Upper St Martins Lane, London WC2H 9DL. 01-379-5683.

*Alpha-Omega*: 9 King's yard, Carpenter's Road, London E15 2HD. 01-985-6877.

*Bubble Bus*: 87 High Street, Tonbridge, Kent TN9 1RX. 0732-355962.

## Magnum Force

Not content with budget software, Mastertronic is entering the hardware market with the Magnum Joystick. It is heralded by Mastertronic as a new generation joystick designed to meet the demands of new generation software. Features include instant posi-action response, floating activator, ergonomic design, hair action trigger, left or right hand usage, extra long cable and full compatibility.

**TOUCHLINE**

*Mastertronic*: 8-10 Paul Street, London EC2A 4JH. 01-377-6880.



## Label Lines

Melbourne House, a company which has managed to make a name for itself in this country, is now attempting to make a name for somebody else. Melbourne House is to be the sole UK and EEC distributor of Arcade Machine games. Arcade machine is a new company totally devoted to producing top quality arcade games.

*Bazooka Bill* is the first title on this new label. Bill, the central character, is armed with a whole arsenal of weapons including knives, a machine gun, flame thrower, bazooka and a missile firing jet fighter. Basically, all he has to do is fend off an endless stream of attackers (as many as 15 on one screen) using his weaponry.

*Bazooka Bill* is priced at £9.95 and is available for the C64.

Ariolasoft is launching two new home grown labels to deal with British software products: an arcade label called Reaktor and an adventure label called 39 Steps.

*Deactivator* will be the first game on the Reaktor label. Prices for C64

disk and cassette are £14.95 and £9.95 respectively. On the 39 Steps label will be *They Sold a Million* an adventure in which you have the opportunity to plan the perfect robbery. Disk is £14.95 and cassette is £9.95.

**TOUCHLINE Melbourne House**: 60 High Street, Hampton Wick, Kingston-Upon-Thames, Surrey KT1 4DB. 01-943 3911.

**Ariolasoft**: 68 Long Acre, London WC2. 01-836-3411.

## Dangerous Games

In the dangerous world of adventures there's always room for refinement and improvement to add atmosphere and thrills to even the best game. With this in mind Rainbird has taken three classic Level 9 games, comprising the jewels of darkness trilogy, rewritten them and produced them on either three cassettes or one disk. For those who don't remember the three games

in the trilogy are; *Colossal Adventure*, *Adventure Quest* and *Dungeon Adventure*. The price for either the three cassette pack or the disk is £14.95 and both are available now.

In infogrames latest adventure there is only one way in which you can get yourself out of poverty and into the world of the financially secure – win £1 million in one night in Las Vegas. The name of the game is *The Inheritance* – subtitled *Panic in Las Vegas* – and it's a three part adventure. First you must get out of your hotel, then make your way to the airport and thence to Las Vegas to win your £1 million. It's on cassette and costs £9.95.

One very popular cartoon concept which has never been transferred to computer is *The Adventures of Asterix the Gaul*. Melbourne House is about to put this right by releasing an Asterix adventure *The Magic Cauldron*. The game features all those well loved characters including Obelix, Getafix and of course Dogmatrix. In this adventure you must aid Asterix and



## D A T A S T A T E M E N T S

Obelix in their quest to find the missing pieces of the magic cauldron.

**TOUCHLINE**

**Rainbird:** First Floor, 74 New Oxford Street, London WC1A 1PS. 01-240-8838.

**Infogrames:** 01-364-0123.

**Melbourne House:** 60 High Street, Hampton Wick, Kingston, Surrey KT1 4DB. 01-942-3911.

**New From Odin**

Odin bills *Mission AD* as an arcade game with a purpose.



The player's aim is to assassinate the four opponents of a military weapons system (*Mission AD*) and in the process he goes through 12 levels, in and out of 200 rooms and eight different areas. It's available for the C64 and costs £9.95 on cassette and £14.95 on disk.

Also from Odin is *ICUPs* - The International Commission for Universal Problem Solving. The game begins in a space tunnel, at the controls of an interstellar escort ship. In each level, progress is hindered by several varieties of space ships, torpedo bombers and pursuit ships.

It's available on cassette and disk at £8.95 and £13.95 respectively.

**TOUCHLINE**

**Odin Graphics Limited:** 01-379-6755.

**Sport for All**

Martech has announced the release of *Uchi Mata*, a judo program. Brian Jacks famous for his Olympic Judo prowess assisted in the writing of the game.

Large detailed characters move, grip and hurl each other in animated sequences.

There are one or two player options, practice mode and special music and sound effects. It is £9.95 on C64 cassette and £12.95 on disk.

Sport on another planet is the subject of Hewson's latest racing game. *Alleykat* is by Uridium author Andrew Braybrook and features orbiters, diamond flyers, barrow paddlers and the deadly katterkiller. Time trials, endurance epics and

demolition derbies are all included. The game is £8.95 on cassette and £12.95 on disk.

*Football Manager*, addictive's golden oldie is back again in an updated format.

C64 and C16 versions will be available in new packaging and there is a free competition with every game. The prize is a day out at the 1987 Cup Final.

Still on the subject of football there is a new game from Scanatron, *The Double*, which again features the job of a football manager. It is designed to emulate as closely as possible the job of a real life manager. You start off as manager of a third division club and your objective is to take your squad to



## D A T A S T A T E M E N T S

the first division and the FA Cup Final. The first person to achieve the coveted double will be invited to meet Howard Kendall of Everton and will see a league fixture at Goodison Park.

**TOUCHLINE**

**Martech:** Martech House, Bay Terrace, Pevensey Bay, E Sussex BN24 6EE. 0273-692224.

**Scanatron:** 39 Totterdeon Road, Weston-Super-Mare, Avon BS23 4LH. 0934 22044.

**Hewson:** Hewson House, 56b Milton Trading Estate, Milton, Abingdon, Oxon OX14 4RX. 0235-832939.

**CRL Latest**

CRL is bringing out three new games for the C64 and they couldn't be more in contrast.


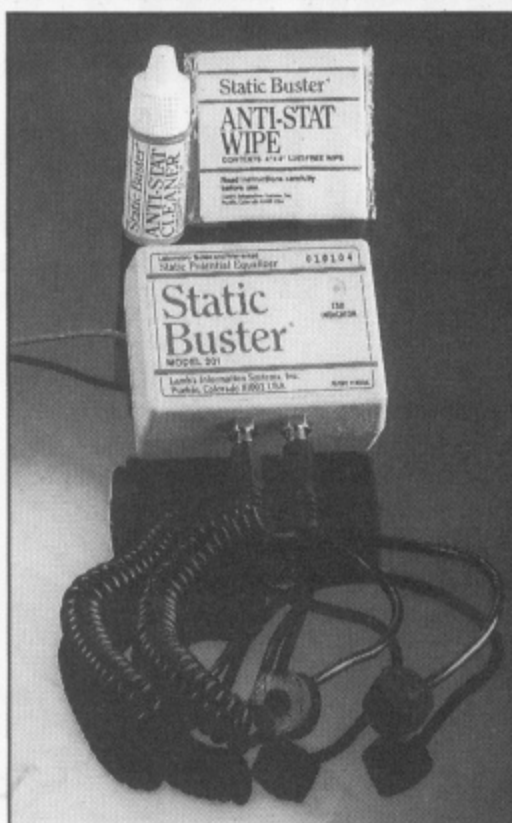
*Bugsy* (a game from the ST Brides stable) is about a gangster rabbit who turns up at the girl's school - £8.95 cassette and £12.95 disk.

*Cyborg* is a space age adventure and is £8.95 cassette and £14.95 disk.

*Dracula* is of course an adventure about that notorious vampire and is faithfully based on Bram Stoker's novel. It is a text/graphics adventure and features authentic sounding heartbeats and dripping blood. It's £7.95 on cassette and £12.95 on disk.

**TOUCHLINE**

**CRL:** CRL House, 9 King's Yard, Carpenter's Road, London E15 2HD. 01-985-6877.

**General Products**

Integrity Solutions have decided to try and combat that not so age old problem of static effects on computers. Surveys have indicated that up to 70% of computer service calls are due to static electricity.

Integrity solutions has come up with the *Static Buster* to combat this problem. It diverts electricity from the screen, keyboard and operator. The *Static Buster* consists of a tiny unit with two leads, each with a pick up head which attaches to a screen a keyboard. A third lead attaches to an earth point with the unit acting like a static sponge and soaking up charges. The unit is priced at £49.95.

**TOUCHLINE**

**Integrity Solutions:** 504 Manchester Road, Rochdale, Lancs. OL11 3HE. 0706-345835.

**Gremlin Update**

Gremlin Graphics is another company which is storming in with new releases.

*Footballer of the Year* is being billed by Gremlin as a realistic football program.

You adopt the role of a professional footballer and at 17 you start your career in the fourth division. You have £500 in cash and 10 goal cards and your ambition is to be nominated footballer of the year. The game will be available on both the C16 and C64.

Gremlin is also bringing out compilation tapes of past hits which will comprise of two tapes packaged together containing two games each. The compilation will cost £9.95 and the C16 is a favoured machine for this release.

For the C64 there will be *Future Knight* featuring Randolph, a hero who must rescue a beautiful maiden from the dreaded clutches of Spegbott the terrible. Princess Amanda is a prisoner aboard the derelict space ship Rustbucket and there are 20 levels of Berzerka security droids to negotiate before you can be reunited with her.

*Trailblazer* on the C64 is a space age racing game featuring an oversized football on an interstellar race track. Speed of reactions are the essence in this game.



*Avenger (Way of the Tiger 2)* is the first arcade/adventure in the *Way of the Tiger* series. In this game you are a Ninja warrior and have to avenge the death of your foster father Naijishi who was killed by Naemon. You will need all your skills when you enter the great keep to avenge Naijishi's death and recover the Scrolls of Ketsuin.

**TOUCHLINE**

**Gremlin Graphics:** Alpha House, 10 Carver Street, Sheffield S1 4FS. 0742-753423.



# ANOTHER RANGE OF PRODUCTS TO BRING MUSIC TO YOUR EARS WITHOUT BRINGING TEARS TO YOUR EYES

## COMMODORE SOUND EXPANDER

Add Hi-Tech Digital FM synthesis to your 64/128! Up to 8 channels of astounding FM sounds plus PCM rhythms. Auto accompaniment, Intro/Outro, single finger chords, split keyboard. 12 FM sounds, 12 rhythms plus many demo and riff tunes on software.

**SYNDROMIC PRICE**  
**£99.99.**



## COMMODORE SOUND SAMPLER

1.4 seconds sampling time/sampling rate 20kHz/looping/visual editing/forward/reverse play/pitch shifting/echo feature with variable delay (20msecs to 2 secs)/MIDI compatible. A great introduction to digital sampling.

**SYNDROMIC PRICE**  
**£69.99!**



**JMS RMS-2H MIDI INTERFACE** - MIDI IN/THRU/3xOUT/Control In. Compatible with Commodore/AMS/Joreth/Steinberg/JMS/Digidrum Software. Normally £99.99 - **SYNDROMIC PRICE just £49.99.**



**STEINBERG CARD INTERFACE** - MIDI IN/2xOUT **only £45.00.**




## COMMODORE MUSIC EXPANSION SYSTEM

Contains Sound Expander/61 Note keyboard/plus Sound Studio program allowing step-time and real-time sequencing/MIDI compatible plus screen synthesizer control panel for your own sound creation. 60 preset sounds plus introduction to sound synthesis by Dave Crombie.

**SYNDROMIC PRICE**  
**£149.99**

**£159.99!**



**TRACK STAR** - A brilliant new program from Steinberg Research. An easy way to produce professional results from this incredible MIDI software. 8 track polyphonic real-time/step-time sequencer with Punch In/Out, auto-locate, auto record, Tape counter, Tape loop, Quantise, Double Speed plus 4 digital drum sounds, 4 demo songs, 6 demo rhythms and a MIDI interface -

**SYNDROMIC PRICE only £70.00!!**



**JMS MINI MIDI Card INTERFACE** - MIDI IN/2xOUT. Compatible with Steinberg/JMS/Joreth/AMS/Digidrum software. Normal price £39.99 - **SYNDROMIC OFFER £29.99.**



## DO YOU OWN A COMMODORE SOUND EXPANDER?

Have we got some software for you! The Composer Software allows you to compose, create and imagine your music! Full scoring notation with all eight voices on the staff, real-time and step-time input. The Sound Editor makes programming your FM Expander "a doddle"! Create new FM sounds, play the five octave keyboard now as a synthesiser, Fruit Machine feature allows random sound generation. This program now turns your Expander into a MIDI SYNTH! **SYNDROMIC MUSIC** offer you both programs for only **£24.95!**



## RAINBIRD - ADVANCED MUSIC SYSTEM


The AMS combines ease of use with incredible facilities. Play sounds in real-time and step-time, edit from the screen, complete control over SID chip. Link your music files together to produce full length compositions; print out your music with lyrics and there's more! The AMS can be MIDI equipped via SIEL/JMS/Passport interfaces. A program that you can grow into. **Normally £39.95 - SYNDROMIC DEAL £29.95**



## JMS 12 TRACK RECORDING STUDIO


12 polyphonic tracks, real-time entry, 7600 MIDI events, each track may be transposed, have separate MIDI channel assigned, looped, volume relative for each track, listed and printed, quantised from 1/4 to 1/32, editing on every track, Punch In, Mix down, tempo range 40-200. Easy to use - professional results. Normally £99.99 -

**SYNDROMIC SPECIAL £49.99.**



## JMS SCOREWRITER

Turn your Commodore instantly into a complete MIDI recording studio/Sequence Chain/Scorewriter with this complete EPROM kit containing the 12 Track Recording Studio with the ability to link a series of sequences from the 12 Track together. Different tempos and time signatures can be linked, sound programs may be programmed allowing complex and varied compositions to be created. Added to all this is one of the finest scorewriters allowing complete printing in musical configurations to be printed out. Easy to follow with exceptional results! The normal price of this package is £339.99 - a once in a lifetime offer from **SYNDROMIC MUSIC** at just **£139.99.**



## TRON DIGIDRUM 3

There might be cheaper imitations but the Digidrum is the BEST! Real 'live' drum samples, easy visual programming and editing/51 patterns and 10 songs in memory. New inter-active Editor allows you to mix samples together, perform a volume mix-down of the 8 samples in memory, change the envelope of any sample. Create your own custom kits (disk version). Over 30 samples included on initial software with a further 100 samples available from the Digidrum library.

**SYNDROMIC MUSIC PRICE £79.95.**




## TURN YOUR COMMODORE SOUND SAMPLER INTO A FULLY FLEDGED DRUM MACHINE

This new program for the Sound Sampler allows you real-time and step-time input with a complete range of sampled drum sounds. POLY DRUMS lets you create patterns and songs, sample your own sounds and POLY DRUMS will send out MIDI clock pulses so that you can incorporate your Commodore into a musical set up!

**SYNDROMIC MUSIC CAN SUPPLY POLY DRUMS TO YOU AT JUST £19.99**



## STEINBERG SYNCHRONISER - only £40.00.



## STEINBERG PRO-16

The very best in MIDI software from Steinberg Research. Easy to use 16 Track polyphonic sequencer. Complete clock, sync functions, Hyper-Quantize, input filter for pitch bend and after touch, MIDI Thru while recording, separate delay for all 16 tracks and clock-outputs, MIDI songpointer, alternate output configurations. This system can be expanded to have a scorewriter and visual editor and the new Edit Kit allowing note and drum pattern editing for the Pro-16. This software runs through SIEL/JMS/Steinberg interfaces.

**SYNDROMIC PRICE Pro-16 £100.00/Edit Kit £30.00./TNS £130.00 Eprom version available.**



## STEINBURG COSMO

Visual editing for Casio CZ Synths. Total control over Parameters and Wave Forms, Edit/Compare functions, prints out your sound library, Bank Loader handles nine banks each with 16 sounds. Comes complete with 128 new sounds!

**SYNDROMIC PRICE £77.50**



Please Note: The above prices include VAT/Postage & Packing for the UK only!

Address

Postcode

TOTAL AMOUNT OF ORDER inc postage if applicable £..... I enclose postal/money/ bankers order/cheque made payable to SYNDROMIC MUSIC to the value of £.....



If ordering via ACCESS -

Call 01-883 1335 for immediate clearance.

YC

**SYNDROMIC  
MUSIC**

**'Creative music for creative people'**

Overseas Postage Surcharge:

Europe - Hardware £4.00/Software £2.00

Elsewhere - Hardware £7.50/Software £4.00

Please tick the product box that you are ordering and circle the appropriate disk or cassette logo so that we may process your order efficiently. Photocopy or tear out the entire page and return it with your payment to SYNDROMIC MUSIC, 24/26 Avenue Mews, London N10 3NP. Telephone 01-444-9126.



AHH!! WHAT A LUVELY DAY... FOR A WALK TO THE SHOPS...

...& HERE WE ARE!

CAN YOU PUT A STOP TO THIS  
LITTLE MENACE'S EXPLOITS?

# JACK THE NIPPER...

And you'd better  
behave yourself

Course I will Mum!

JUS' MICRO

NOW IN...

JACK THE NIPPER!

OH NO! NOT HIM AGAIN

Oi-! load in Jack the  
Nipper for me-or else!

MONTY'S  
RUNNING  
OFF!

...OR SO THE STORY GOES-WE THINK!

AND SO... A STAR IS BORN...

I luv scaredycats

And I always  
have a smashing  
time

Me's a star

FREE  
badge with  
every program!

Just look  
what I can do!

Ha Ha!  
I'm a monster  
maker

Bet ya can't  
stop me freeing  
prisoners

Ugh teddies,  
they must think  
I'm a baby!

BUY THIS GAME... OR ELSE!

Gremlin Graphics Software Ltd.,  
Alpha House, 10 Carver Street,  
Sheffield S1 4FS. Tel: (0742) 753423,  
Telex No: 547274



SPECTRUM48K MSX AMSTRAD CBM64/128

ARE YOU TOO MUCH OF A WIMP TO PLAY THIS GAME



G A M E O F T H E M O N T H

# Trailblazer

*Ever fancied yourself as a football travelling along an interstellar bypass?  
You Have? Gremlin's latest masterpiece can  
help you realise your strange ambition.*

*By Stuart Cooke*

If, like most people, you think that driving around a major city such as London in the rush hour is a little hair-raising then the latest release from Gremlin Graphics will have you thinking again.

It's not so much the fact that there are thousands of cars trying to reach the same destination (in fact there are only you and one opponent), it's the fact that the quality of the road is so poor. You could say it is fairly reminiscent of a Sunday drive around the M25.

Before I pass any further comments on the game I think a little scene setting is in order.

Imagine this. You are a football, yes I know that is hard to imagine but do try, travelling down an interstellar bypass. OK, so it is a little hard to imagine but I'm sure the bypass is interstellar since there seems to be no ground beneath it and all around are millions of stars.

The C64's screen is split into two sections. The top half of the screen being one player's view of his ball and the track ahead of it, the bottom half being the second player's view. As the game starts you soon realise that the road, bypass, course, call it what you will, is not all that it seems. As you watch the other player disappear off into the distance and you phut-phut along more like a Morris-Minor than a football in outer space, certain things about the track become apparent. It is made up of multi-coloured squares.

So what do the squares do? Firstly I watched with horror as my poor little football disappeared into the void through a black hole. Thankfully it did return after a few moments, though a number of valuable seconds were wasted. Secondly, my ball, which was by now travelling at umpteen million miles per hour, was flung backward at an alarming rate of knots as it hit a purple square.

This is when I decided to find out what each of the squares do. I have already gone over the effects of the black and purple squares. The blue ones simply cause your ball to bounce, useful when your road suddenly disappears ahead of you. Red ones slow you down and green ones speed you up. If you are lucky (?) enough to hit a white square then your ball shoots off down the track with a turbo boost, well at least until you fall down a hole which is bound to happen sooner or later. As for the pretty cyan ones, well I'll leave that for you to find out, though I must say they are extremely confusing.

Numerous playing options are included in the game. You can have a one or two player arcade game, where you must complete the course in a limited time. You are also only



given seven jumps which makes it even trickier. A one or two player trial game allows you to get used to the handling of your ball down a series of practice tracks and the final option allows you to race against a robot, which is not that easy to beat.

Controlling the game is extremely easy. Forward and Back to speed up and slow down. Left and Right to move across the track and fire to force your ball to jump. Getting your ball to land where you want is the major problem.

The graphics and sound are limited though adequate for the game. The scrolling playing area is detailed enough to let you see the obstacles in front of you as you career down the track, though I must admit, at top speed, by the time you realise a hole is coming up, you have generally fallen through it.

On second thoughts a Sunday drive around the M25 is a picnic compared to this game. Full speed ahead to your local computer shop and buy a copy. Mind you watch your TV screen, after a few hours playing this game you'll be just about ready to put your joystick through it. VG

## Touchline

Name: *Trailblazer*. Price: £9.95. Machine: C64. Supplier: Gremlin Graphics, Alpha House, 10 Carver Street, Sheffield S1 4FS. Tel: (0742) 753423.

Originality: 10/10. Graphics: 9/10. Playability: 10/10. Value: 10/10.



# CRYSTAL<sup>TM</sup> CASTLES

Crystal Castles Diamond Plateaus in Space

The Legend is born. Summer '84, a computer game was created, a game that made the blood of all who played it flow through icy veins. It travelled through the dusty vaults of the software underground, surfacing here and there, creating a Legend. Next month the Legend will be born.

Crystal Castles is a once in a lifetime opportunity to experience a true software legend. A legend that will continue because it is to be produced as a Limited Edition. Now that you've heard of it you must buy it otherwise you'll have missed a true software experience.

*"When I first saw Crystal Castles, its shock waves almost knocked me off my feet. That was so long ago. I cannot conceive that you will ever buy it in a shop. I'll believe it when I see it!"*  
*"It's like a state of manic hysteria on diamond plateaus in deep space - some things are beyond description."* Julian Rignall

Available on: CBM 64/128  
BBC  
ELECTRON

Coming soon: Spectrum 48K  
& Amstrad.

U.S. Gold Ltd., Units 2/3 Holford Way, Holford,  
Birmingham B6 7AX. Tel: 021 356 3388.

CASSETTE  
£9.99

DISK  
£14.99






# THE LEGEND OF SINBAD



Scene 1 —  
Escape from the dungeon




Scene 2 —  
Battle with the guards



Scene 3 —  
Protect your camels on the desert  
crossing



Scene 4 —  
Flying carpets and giant Roc birds



Scene 5 —  
The sultan transforms himself into  
a dragon

**COMMODORE**  
**64/128**

## THE LEGEND OF SINBAD for the Commodore 64/128

Set in the golden age of Caliph Al-Rashid, you play the role of the brave adventurer Sinbad the Sailor. You have been kidnapped and thrown into the dungeon of Sultan Salabim's fortress. But, retrieving your plundered treasure, you escape from the dungeon by battling your way past the guards and vultures through the serpent-infested tunnels.

Once past the two dungeon gates, you stumble across a discarded sword. Just in time, because a second troop of fortress guards appear and a terrifying battle ensues.

Conquering the guards, you now head for home transporting your valuables on a caravan of camels across the scorching desert to Baghdad. Bravely, you defend the camels against the incessant attacks of the deadly beasts of the sand.

The Sultan Salabim, furious at your escape, orders his personal bodyguards aboard flying carpets and summons the giant Roc birds. Together, they form a cordon around Baghdad. Undaunted, you take to the skies, and the scene is set for a dramatic showdown high above the towers of the city.

The sultan has one remaining card to play. He can magically transform himself into a fire-breathing dragon spitting huge fireballs towards you.

Can Sinbad triumph in this titanic struggle?

Features include: 5 screens of action — each is a separate game in itself, 5 haunting tunes, beautiful graphics, impressive animation, and a ingenious password feature allowing you to skip screens which you have already completed once.

**PRICE: £9.95 (cassette), £11.95 (disc).**

**PRIZES PRIZES PRIZES PRIZES PRIZES PRIZES PRIZES PRIZES PRIZES PRIZES**

If you complete the game, you can enter our competition. The prizes include a beautiful carpet, a curved knife and a hand-carved wooden horseman (all genuine Arabian products), and £50 in consolation prizes.

Closing date: 31st March, 1987.

**SUPERIOR**  
**SOFTWARE**  
Limited

Dept. S2, Regent House,  
Skinner Lane,  
Leeds LS7 1AX.  
Telephone: 0532 459453.



24 HOUR TELEPHONE  
ANSWERING SERVICE FOR ORDERS

- OUR GUARANTEE**
- All mail orders are despatched within 24 hours by first-class post.
  - Postage and packing is free.
  - Faulty cassettes and discs will be replaced immediately.





# Write On

*Eric Doyle looks at the Script/Plus cartridge which could vastly improve your wordpro powers.*

A wordprocessor for the Plus/4 may seem like a strange concept when there's already one in there and the C-16 must surely be too small. Why then is Parasoft trying to market the *Script/Plus* cartridge?

The short answer is that this package has to be seen to be believed. In one small cartridge is packed the very popular Easyscript wordpro with whistles and bells attached. It beats the on-board software in the Plus/4 hands down and turns the C-16 into a very useful writing implement.

All the major functions of a wordpro are here. Block move and erase, text search and replace, variable margins, final printout preview and disk/cassette options are just some of the standard options. Added to this is the ability to use mail merge techniques to create individualised standard letters, a simple calculator and non-Commodore printer commands.

Once the cartridge is plugged in, it is called up by pressing the F2 key and RETURN. After choosing your options for save/load devices, screen display size and printer type, the screen changes to show a reversed command line at the top with 24 lines for text. As the text is entered the screen scrolls to the right if your selected width is greater than 40 and upwards as you fill all of the lines available in memory. On the Plus/4 you have 501 lines of text in 40 column mode or 83 lines in 240 mode. On the C-16 this reduces to 91 lines or 15 lines respectively. Obviously the restriction on the C-16 limits its uses to letter writing unless you use several linked files to build up a more substantial document.

Formatting commands are embedded into the text and are denoted by a reversed asterisk. A very useful addition to the normal margin and page length settings is the ability to place fixed headers and footers on each page automatically. As the names

suggest headers are at the top of each page and footers at the bottom. At their simplest these might be automatically increased page numbers placed at the left, centre or right of the line. Where a more professional finish is required it is possible to have a document name, chapter heading and page number displayed at the top of xxx

page number displayed at the top or bottom (or both) of each page as it is printed out.

To select a special option such as load, save or search and replace, the ESCape key is used to switch from text mode to command mode and then a letter key will place you in the correct mode with a suitable phrase displayed on the command line to confirm your choice. The key to be pressed is usually the first letter of the required command. To save you having to search the house for your manual every time you need to access a little used special function, the F7 key will bring up a series of HELP screens which summarise all of the commands.

All of the function keys have predefined functions which can save a lot of messing about when you want to access commonly used commands such as load, save or to display the text on the screen in the way it will appear on the printer. Unfortunately the keys cannot be redefined to suit your own requirements.

Disk users can revel in a superb disk support system. All of the usual functions such as scratch and rename are accessible but use the old DOS formats which are detailed in the substantial manual which accompanies the cartridge. As well as the disk command which allows you to call up the directory at any time, a variant of this is included which lists all of the *Script/Plus* files on a disk and then allows you to select the one which you want to load.

Incidentally, the C-16 *Script/Plus*

file would have reached capacity during the last paragraph.

By far the most powerful facility is the ability to create a series of linked files. Often a document will not fit into the available memory, especially on the C-16. When this occurs it is possible to set a command at the end of the first section to say that there is going to be a second file. The first file is saved and the memory cleared for the entry of the second part of the document. This may be repeated from file to file until full document is on disk in as many parts as necessary. When printing out you tell the computer to expect a string of linked files and each will be loaded and printed in turn.

Another benefit is when you discover that a word needs changing in a completed document. This word may occur in several of the linked files but presents no problem to the program. Using the search and replace function, the computer will start at the first file and work its way through all of the linked files changing the word according to your needs.

In the space of a review I can only nibble away at this tasty model. The manual contains over 150 pages detailing all of the functions available. If you frequently use the wordprocessor in your Plus/4 or if you own a C-16 and need a wordprocess then save up your pennies for this package. *Script/Plus* is not only the most powerful wordprocessor for the C-16/Plus/4 but also ranks highly in comparison to wordprocessors on any other computer.

As a guide to the space available in the Plus/4, I've reached the end of the document and my command line tells me I've used just under 150 lines of my allotted 501.

VC

#### **Touchline:**

**Parasoft:** 9 Park Terrace, Worcester Park, Surrey KT4 7JZ 01 330 6911.

**Price:** £19.95



# Into the Eighties

*Are you fed up of enduring your C64's 40 column screen? This program should bring you into the Eighties in a flash*

*By S.J. Chance*

A few weeks ago an actress-friend of mine came round to borrow my typewriter. She wanted to produce a page of quotes from her recent 'rave reviews' to send to prospective employers. Several screwed-up sheets of A4 later, I went out for an emergency supply of correction fluid.

This still didn't make the going less heavy, so I volunteered to 'word-process' it on my 64. She (my actress friend that is; my 64 has yet to deserve that particular pronoun), wanted the reviews presented in a newspaper format, with different sized columns and blocks all over the place. Trying to do this to 70 columns width on a 40 column screen was rather more complicated than I had anticipated, the text rapidly forming a literacy-defying tangle of bits of different sentences. In the end we gave up. My actress has not been to see me since.

"Oh, for an 80 column display model!" I thought. "Perhaps I can write a sub-routine that will create one."

I started with a simple routine for plotting user-defined characters on to the hi-res screen. It was then necessary to reproduce all the cursor routines of the normal text screen, but manipulating eight times as much data. This was further complicated by

the structure of the screen itself. The hi-res screen consists of 'character positions' of eight bytes, forming forty  $8 \times 8$  grids across the screen. To achieve 80 character positions, each  $8 \times 8$  grid would have to contain two characters. This demanded much ANDing, ORing, ROLing and RORing.

Once you have successfully RUN the loader program, the subroutine can be initialised by SYS 49789. You should now find yourself looking at the 80 column screen, blank except for the 'READY' prompt, written in teeny-weeny-letters in the top left hand corner.

If you now type 'LIST', the first thing you will notice is that the word does not appear on the 80 column screen. However, when RETURN is pressed, the program lists in the usual way. This is where you will discover the limitations of the resolution of the T.V. or monitor you are using. Having only a humble black and white portable, I find the text quite readable. If you are using a colour television, it may help if you de-tune the channel you are using to black and white.

The F8 key will toggle back to the normal text screen, where you may like to enter these lines of Basic:

```
10 GET A$ : IF A$="" GOTO 10
```

```
20 PRINT A$; :GOTO 10
```

If you RUN this, any characters you enter will now be output to both the 40 and 80 column screens. This includes changes in colour, but with the limitation that each nybble of foreground colour has to serve two characters. For this reason, INSERT and DELETE do not scroll the colour memory as they do on the normal text screen.

The character-set was originally more curvacious, but I found that squaring-up the corners and avoiding diagonal lines produced a far bolder image. As 80COL is intended for word-processing, most graphics characters would be redundant; thus when they are encountered, the default character of a reverse-space is printed. If you wish to experiment with the character-set, the relevant DATA begins with the four double-zero's in line 575.

The program occupies memory from \$C27D to \$CBFF. Colour memory starts at \$CC00, and the hi-res screen uses the RAM behind the KERNAL ROM at \$E000. The subroutine is wedged into the operating system via the CHROUT vector at \$0326.

Perhaps next time one of your friends needs a favour, you'll fare rather better than I did!

YC





PROGRAM: 80 COLUMN

Please read 'LISTINGS'  
before entering program.

```

36 5 A=49789:B=100
5B 10 FORZ=OTO110:C=0:FORY=OTO2
1
7B 15 READD$:HB$=LEFT$(D$,1):LB
$=RIGHT$(D$,1)
7C 20 HB=VAL(HB$):IFASC(HB$)>57
THENHB=ASC(HB$)-55
07 25 LB=VAL(LB$):IFASC(LB$)>57
THENLB=ASC(LB$)-55
54 30 D=HB*16+LB:C=C+D:POKEA,D:
A=A+1:NEXT
7B 35 READCHECK:IFCHECK<>CTHENG
OSUB45
84 40 PRINTB:B=B+5:NEXT:END
ED 45 PRINT"ERROR IN LINE"B:RET
URN
5B 100 DATA 78,20,3E,C4,20,E6,C
3,20,0A,C4,A9,00,8D,C0,02,A9
,A5,8D,14,03,A9,C2,2470
0E 105 DATA 8D,15,03,A9,EB,8D,2
6,03,A9,C5,8D,27,03,20,98,C3
,58,60,AD,C0,02,F0,2470
25 110 DATA 03,4C,29,C3,CE,B8,0
2,F0,4F,A9,32,CD,B8,02,F0,03
,4C,29,C3,A9,01,8D,2502
29 115 DATA BA,02,A5,FB,8D,BC,0
2,A5,FC,8D,BD,02,AD,A7,02,8D
,BE,02,85,FB,AD,A8,3084
46 120 DATA 02,8D,BF,02,85,FC,2
0,D6,C3,A0,07,B1,FB,99,C1,02
,AE,AB,02,D0,05,09,2674
D1 125 DATA F0,4C,F1,C2,09,0F,9
1,FB,88,10,EA,20,DE,C3,A9,14
,8D,B8,02,4C,1F,C3,2824
0D 130 DATA A9,00,8D,BA,02,AD,B
E,02,85,FB,AD,BF,02,85,FC,A0
,07,B9,C1,02,91,FB,2941
F7 135 DATA 88,10,F8,A9,46,8D,B
8,02,AD,BC,02,85,FB,AD,BD,02
,85,FC,20,EA,FF,A5,3148
BB 140 DATA CC,D0,29,C6,CD,D0,2
5,A9,14,85,CD,A4,D3,46,CF,AE
,87,02,B1,D1,B0,11,3170
91 145 DATA E6,CF,85,CE,20,24,E
A,B1,F3,8D,87,02,AE,86,02,A5
,CE,49,80,20,1C,EA,2952
86 150 DATA A5,01,29,10,F0,0A,A
0,00,84,C0,A5,01,09,20,D0,08
,A5,C0,D0,06,A5,01,2117
70 155 DATA 29,1F,85,01,20,87,E
A,CA,BD,77,02,C9,8C,D0,17,C6
,C6,AD,11,D0,29,20,2558
6D 160 DATA D0,06,20,98,C3,4C,9
5,C3,20,B6,C3,A9,0E,20,CA,F1
,4C,7E,EA,AD,02,DD,2912
40 165 DATA 09,03,8D,02,DD,AD,1
1,D0,09,20,8D,11,D0,AD,00,DD
,29,FC,8D,00,DD,A9,2399
EC 170 DATA 38,8D,18,D0,60,AD,0
2,DD,09,03,8D,02,DD,AD,11,D0
,29,DF,8D,11,D0,AD,2498
E7 175 DATA 00,DD,29,FC,09,03,8
D,00,DD,A9,15,8D,18,D0,60,78
,A5,01,29,FD,85,01,2261
83 180 DATA 60,A5,01,09,02,85,0
1,58,60,A9,00,85,FB,A9,E0,85
,FC,A0,00,A9,00,91,2396
4D 185 DATA FB,A5,FB,C9,3F,D0,0
7,A5,FC,C9,FF,D0,01,60,E6,FB
,D0,02,E6,FC,4C,F0,3813
12 190 DATA C3,A9,00,85,FB,A9,C
C,85,FC,A0,00,AD,21,D0,29,0F
,85,FD,AD,86,02,0A,2841
9C 195 DATA 0A,0A,0A,29,F0,05,F
D,91,FB,A6,FB,E0,E8,D0,07,A6
,FC,E0,CF,D0,01,60,3207
5E 200 DATA E6,FB,D0,02,E6,FC,4
C,26,C4,A9,00,8D,A7,02,A9,E0
,8D,A8,02,A9,00,8D,2976
5F 205 DATA A9,02,A9,CC,8D,AA,0
2,A9,00,8D,AB,02,60,A9,00,8D
,AD,02,20,D6,C3,A9,2531
39 210 DATA 7B,85,FB,A9,CA,85,F
C,18,0E,AC,02,2E,AD,02,18,0E
,AC,02,2E,AD,02,18,2153
B4 215 DATA AD,AC,02,65,FB,85,F
B,AD,AD,02,65,FC,85,FC,AD,A7
,02,85,FD,AD,A8,02,3240
7E 220 DATA 85,FE,AD,AB,02,D0,4
4,A0,00,A2,04,B1,FD,29,0F,8D
,AC,02,B1,FB,29,F0,2845
93 225 DATA 0D,AC,02,91,FD,E6,F
D,D0,02,E6,FE,B1,FD,29,0F,8D
,AC,02,B1,FB,0A,0A,3011
61 230 DATA 0A,0A,0D,AC,02,91,F
D,E6,FD,D0,02,E6,FE,E6,FB,D0
,02,E6,FC,CA,D0,C9,3566
24 235 DATA EE,AB,02,20,DE,C3,4
C,23,C5,A0,00,A2,04,B1,FD,29
,F0,8D,AC,02,B1,FB,2948
F3 240 DATA 4A,4A,4A,4A,0D,AC,0
2,91,FD,E6,FD,D0,02,E6,FE,B1
,FD,29,F0,8D,AC,02,3084
18 245 DATA B1,FB,29,0F,0D,AC,0
2,91,FD,E6,FD,D0,02,E6,FE,E6
,FB,D0,02,E6,FC,CA,3621
EC 250 DATA D0,C9,A5,FD,8D,A7,0
2,A5,FE,8D,A8,02,CE,AB,02,20
,DE,C3,AD,A9,02,85,3172
D6 255 DATA FB,AD,AA,02,85,FC,A
0,00,AD,86,02,0A,0A,0A,8D
,AC,02,B1,FB,29,0F,2289
23 260 DATA 0D,AC,02,91,FB,AD,A
B,02,D0,08,EE,A9,02,D0,03,EE
,AA,02,60,A9,00,85,2573
56 265 DATA FB,18,69,40,85,FD,A
9,E0,85,FC,69,01,85,FE,20,D6
,C3,A0,00,B1,FD,91,3277
DA 270 DATA FB,A5,FD,C9,3F,D0,0
6,A5,FE,C9,FF,F0,0F,E6,FB,D0
,02,E6,FC,E6,FD,D0,4141
AA 275 DATA 02,E6,FE,4C,66,C5,2
0,DE,C3,A9,00,E6,FB,D0,02,E6
,FC,91,FB,A6,FB,E0,3689
12 280 DATA 3F,D0,06,A6,FC,E0,F
F,F0,03,4C,8A,C5,A9,00,85,FB
,18,69,28,85,FD,A9,3105
22 285 DATA CC,85,FC,69,00,85,F
E,B1,FD,91,FB,A5,FD,C9,E8,D0
,06,A5,FE,C9,CF,F0,4039
B6 290 DATA 0F,E6,FB,D0,02,E6,F
C,E6,FD,D0,02,E6,FE,4C,B2,C5
,A9,00,8D,A7,02,A9,3464
66 295 DATA FE,8D,A8,02,A9,C0,8
D,A9,02,A9,CF,8D,AA,02,A9,00
,8D,AB,02,60,8D,AC,2819
BA 300 DATA 02,48,8A,48,98,48,A
5,9A,C9,03,F0,08,68,A8,68,AA
,68,4C,CA,F1,A9,01,2618
30 305 DATA 8D,C0,02,AD,BA,02,F
0,1E,A9,00,8D,BA,02,AD,BE,02
,85,FB,AD,BF,02,85,2712
D8 310 DATA FC,A0,07,B9,C1,02,9
1,FB,88,10,F8,A9,33,8D,B8,02
,AD,AC,02,C9,FF,D0,3153
55 315 DATA 08,A9,7E,8D,AC,02,4
C,4F,C6,C9,E0,90,09,38,E9,40
,8D,AC,02,4C,4F,C6,2570
2F 320 DATA C9,C0,90,06,38,E9,6
0,8D,AC,02,C9,0D,D0,06,20,F6
,C9,4C,EE,C9,C9,11,2883
D7 325 DATA D0,75,AD,A8,02,C9,F
E,90,49,AD,A7,02,C9,00,90,42
,AD,AB,02,8D,B2,02,2760
01 330 DATA AD,A7,02,8D,AE,02,A
D,A8,02,8D,AF,02,AD,A9,02,8D
,B0,02,AD,AA,02,8D,2469
C5 335 DATA B1,02,20,50,C5,AD,B
2,02,8D,AB,02,AD,AE,02,8D,A7
,02,AD,AF,02,8D,A8,2473
BC 340 DATA 02,AD,B0,02,8D,A9,0
2,AD,B1,02,8D,AA,02,4C,CF,C6
,18,AD,A7,02,69,40,2346
71 345 DATA 8D,A7,02,AD,A8,02,6
9,01,8D,A8,02,18,AD,A9,02,69
,28,8D,A9,02,AD,AA,2238
AD 350 DATA 02,69,00,8D,AA,02,4
C,EE,C9,C9,13,D0,06,20,3E,C4
,4C,EE,C9,C9,14,F0,2635
OF 355 DATA 03,4C,F8,C7,AD,A7,0
2,8D,B0,02,AD,A8,02,8D,B1,02
,AD,A9,02,8D,B2,02,2515
2C 360 DATA AD,AA,02,8D,B3,02,2
0,F6,C9,AD,B0,02,8D,A7,02,AD
,B1,02,8D,A8,02,AD,2643
67 365 DATA B2,02,8D,A9,02,AD,B
3,02,8D,AA,02,A2,08,A0,00,20
,D6,C3,AD,AB,02,D0,2484
7E 370 DATA 4D,AD,A7,02,C9,00,D
0,0D,AD,A8,02,C9,E0,D0,06,20
,DE,C3,4C,EE,C9,38,2843
1B 375 DATA AD,A9,02,E9,01,8D,A
9,02,AD,AA,02,E9,00,8D,AA,02
,38,AD,B0,02,E9,08,2429
F5 380 DATA 8D,B0,02,8D,A7,02,A
D,B1,02,E9,00,8D,B1,02,8D,A8
,02,AD,B0,02,85,FD,2582
D1 385 DATA AD,B1,02,85,FE,B1,F
D,29,F0,8D,B6,02,AD,AE,02,85
,FB,AD,AF,02,85,FC,3243
78 390 DATA 8C,AC,02,38,A5,FB,E
9,08,85,FB,A5,FC,E9,00,85,FC
,B1,FB,18,2E,AC,02,3118
E6 395 DATA 2A,2E,AC,02,2A,2E,A
C,02,2A,2E,AC,02,2A,2E,AC,02
,91,FB,2E,AC,02,2E,1710
05 400 DATA AC,02,2E,AC,02,2E,A
C,02,A5,FB,CD,B0,02,D0,C8,A5
,FC,CD,B1,02,D0,C1,3023
18 405 DATA AD,AB,02,D0,09,B1,F
D,29,0F,0D,B6,02,91,FD,EE,AE
,02,D0,03,EE,AF,02,2684
A2 410 DATA EE,B0,02,D0,03,EE,B
1,02,CA,F0,0B,AD,AB,02,F0,03
,4C,6F,C7,4C,5E,C7,2841
F7 415 DATA 20,DE,C3,CE,AB,02,F
0,06,EE,AB,02,EE,AB,02,4C,EE
,C9,C9,1D,D0,3B,AD,3081
A6 420 DATA AB,02,D0,06,EE,AB,0
2,4C,EE,C9,CE,AB,02,18,AD,A7
,02,69,08,8D,A7,02,2481
61 425 DATA AD,A8,02,69,00,8D,A
8,02,EE,A9,02,D0,03,EE,AA,02
,AD,A7,02,C4,D0,D0,2604
92 430 DATA 0A,AD,A8,02,C9,FF,D
0,03,20,50,C5,4C,EE,C9,C9,8D
,D0,06,20,F6,C9,4C,2955
84 435 DATA EE,C9,C9,91,D0,35,A
2,E1,EC,A8,02,90,09,D0,29,AE
,A7,02,E0,40,90,22,3050
ED 440 DATA 38,AD,A7,02,E9,40,8
D,A7,02,AD,A8,02,E9,01,8D,A8
,02,38,AD,A9,02,E9,2526
F9 445 DATA 28,8D,A9,02,AD,AA,0
2,E9,00,8D,AA,02,4C,EE,C9,C9
,93,D0,0C,20,E6,C3,2783
1A 450 DATA 20,0A,C4,20,3E,C4,4
C,EE,C9,C9,94,F0,03,4C,72,C9
,AD,A7,02,8D,B0,02,2687
2D 455 DATA AD,A8,02,8D,B1,02,A

```





```

D,A9,02,8D,B2,02,AD,AA,02,8D
,B3,02,20,F6,C9,AD,2647
FB 460 DATA B0,02,8D,A7,02,AD,B
1,02,8D,A8,02,AD,B2,02,8D,A9
,02,AD,B3,02,8D,AA,2481
17 465 DATA 02,AD,A7,02,85,FB,A
D,A8,02,85,FC,A0,00,8C,AC,02
,A2,08,20,D6,C3,AD,2714
2E 470 DATA AB,02,F0,09,B1,FB,8
D,B6,02,29,0F,91,FB,B1,FB,18
,6E,AC,02,6A,6E,AC,2751
F4 475 DATA 02,6A,6E,AC,02,6A,6
E,AC,02,6A,6E,AC,02,91,FB,6E
,AC,02,6E,AC,02,6E,2246
B6 480 DATA AC,02,6E,AC,02,18,A
5,FB,69,08,85,FB,A5,FC,69,00
,85,FC,A5,FB,CD,AE,3097
73 485 DATA 02,D0,C8,A5,FC,CD,A
F,02,D0,C1,AD,AB,02,F0,11,AD
,B0,02,85,FB,AD,B1,3298
66 490 DATA 02,85,FC,AD,B6,02,2
9,F0,91,FB,EE,B0,02,D0,03,EE
,B1,02,AD,B0,02,85,2949
1E 495 DATA FB,AD,B1,02,85,FC,E
E,AE,02,D0,03,EE,AF,02,8C,AC
,02,AD,AB,02,F0,09,2937
2B 500 DATA B1,FB,8D,B6,02,29,0
F,91,FB,CA,F0,03,4C,E6,C8,20
,DE,C3,4C,EE,C9,C9,3321
4B 505 DATA 9D,D0,44,AD,AB,02,F
0,06,CE,AB,02,4C,EE,C9,AD,A7
,02,C9,00,D0,0A,AD,2853
CD 510 DATA A8,02,C9,E0,D0,03,4
C,EE,C9,EE,AB,02,38,AD,A7,02
,E9,08,8D,A7,02,AD,2854
33 515 DATA A8,02,E9,00,8D,A8,0
2,38,AD,A9,02,E9,01,8D,A9,02
,AD,AA,02,E9,00,8D,2379
19 520 DATA AA,02,4C,EE,C9,C9,A
0,D0,05,A9,20,8D,AC,02,C9,A1
,90,05,A9,80,8D,AC,2898
2F 525 DATA 02,C9,20,90,1E,C9,8
1,B0,1A,38,E9,20,8D,AC,02,20
,58,C4,AD,A7,02,C9,2436
77 530 DATA 40,D0,0A,AD,A8,02,C
9,FF,D0,03,20,50,C5,A9,00,8D
,C0,02,4C,F9,C5,A9,2796
5A 535 DATA 00,8D,AE,02,A9,E0,8
D,AF,02,A2,00,AD,AF,02,CD,A8
,02,90,0C,D0,1F,AD,2483
D0 540 DATA AE,02,CD,A7,02,F0,0
2,B0,15,18,AD,AE,02,69,40,8D
,AE,02,AD,AF,02,69,2303
DF 545 DATA 01,8D,AF,02,E8,4C,0
2,CA,AD,AC,02,C9,94,F0,48,C9
,14,F0,44,AD,AE,02,2717
2C 550 DATA 8D,A7,02,AD,AF,02,8
D,A8,02,A9,00,8D,AB,02,A9,00
,8D,A9,02,A9,CC,8D,2449
3A 555 DATA AA,02,E8,CA,F0,14,1
8,AD,A9,02,69,28,8D,A9,02,AD
,AA,02,69,00,8D,AA,2452
A4 560 DATA 02,4C,52,CA,AD,A7,0
2,C9,40,90,0A,AD,A8,02,C9,FF
,D0,03,20,50,C5,60,2538
EB 565 DATA 00,00,00,00,66,66,0
6,60,55,00,00,00,55,F5,5F,55
,27,AA,73,E2,EA,F2,1927
06 570 DATA 4F,57,04,A4,A9,70,2
4,00,00,00,12,44,44,21,42,11
,11,24,00,96,F6,90,1514
5C 575 DATA 02,27,22,00,00,00,0
3,34,00,07,00,00,00,00,06,60
,11,22,44,88,69,BD,788
5F 580 DATA 99,60,26,22,22,70,6
9,12,48,F0,71,27,12,40,13,79
,F1,10,74,47,11,60,1833
9D 585 DATA 12,4E,99,60,F1,22,4
4,40,69,96,99,60,69,97,12,40
,06,60,06,60,06,60,1900
E8 590 DATA 06,64,12,48,42,10,0
0,70,70,00,84,21,24,80,25,12
,20,20,69,BB,88,70,1490
F5 595 DATA 00,71,75,70,44,75,5
5,70,00,74,44,70,11,75,55,70
,00,75,74,70,03,44,1767
E3 600 DATA 64,40,00,75,57,17,4
4,75,55,50,20,22,22,20,20,22
,22,24,45,56,65,50,1345
F7 605 DATA 44,44,44,60,00,9F,9
9,90,00,75,55,50,00,75,55,70
,00,75,57,44,00,75,1741
32 610 DATA 57,11,00,74,44,40,0
0,74,71,70,44,74,44,70,00,55
,55,70,00,55,55,20,1541
53 615 DATA 00,99,9F,90,00,55,2
5,50,00,55,57,17,00,71,24,70
,76,66,66,70,25,4F,1664
B1 620 DATA 44,F0,73,33,33,70,0
2,72,22,22,00,4F,40,00,00,0F
,F0,00,25,57,55,50,1508
A3 625 DATA 65,57,55,60,75,44,4
5,70,65,55,55,60,74,47,44,70
,74,47,44,40,75,47,1976
25 630 DATA 55,70,55,57,55,50,7
2,22,22,70,72,22,2A,E0,55,56
,65,50,44,44,44,70,1910
F0 635 DATA 9F,99,99,90,9D,DF,B
B,90,75,55,55,70,75,57,44,40
,75,55,55,23,75,57,2581
39 640 DATA 65,50,74,47,11,70,7
2,22,22,20,55,55,55,70,55,55
,55,20,99,99,9F,90,1974
56 645 DATA 55,52,25,50,55,55,2
2,20,71,12,44,70,66,6F,F6,66
,A5,A5,A5,A5,66,66,2256
5D 650 DATA 66,66,00,FA,AA,A0,F
F,77,33,11,FF,FF,FF,FF,00,00
,00,00,00,00,00,00,2246

```

# POWERPLAY

## THE GAME OF THE GODS



BBC version shown

- A Strategic Board Game for 2 to 4 players
- Arcade style 3D graphics action
- Rapid access to over 2000 questions on four topics
- Special facility to create your own questions

Available at good computer stores or direct from Arcana Software Design



**ARCANA  
SOFTWARE  
DESIGN**

ARCANA SOFTWARE DESIGN  
AVONDALE WORKSHOPS  
WOODLAND WAY  
BRISTOL BS15 1QH  
TEL: (0272) 48401

Please quote this magazine if ordering directly

The fantasy quiz game that transforms you and your opponents into mighty ancient gods. You control four great warriors fighting for your honour in the Temple of Apollo. Demonstrate your superior knowledge and they will transform into stronger beings – but you must master the use of 'mutations', 'teleports' and 'challengers' to emerge from the battle victorious!

"Powerplay is exceptionally well presented." "The most original of all such games currently available and unlikely to be matched."

A & B Computing March '86

"Powerplay is an outstanding piece of software. It challenges players mentally, but never becomes a bore." "... here's a game brimming over with originality."

Personal Computer World Feb '86









# Super Diskdoc

*Whatever your machine or disk drive, this utility from Precision will certainly help sort out any disk problems.*

*By Stuart Cooke*

All disk drive owners at some time or another will have tried to LOAD a program from disk only to find that the computer/disk drive arrangement is not happy at all and simply doesn't want to look at the file. This sort of problem is generally due to the program becoming corrupted on the disk. This and many other problems can be overcome with *Super Diskdoc* from Precision Software.

One excellent feature of this program is that it will work with just about any Commodore computer. It recognises the machine you are using and adjusts itself upon loading to suit the environment in which you are working. For example, if you are using a C128 in 80 column mode the display presented to you will be in 80 columns. If you are using a Plus/4 then the display is presented in 40 column format.

The actual display consists of a number of menu and status lines at the top of the screen together with a display of the data that is currently held in the buffer. Data is displayed in both ASCII and hexadecimal formats.

If you have ever come across Precision's superb *Superscript 64* then you will be used to the type of menus presented. For the uninitiated, the menus consist of a number of words at the top of the screen. Choosing the required option is simply a matter of highlighting the correct option and selecting it. If this command has further options stored 'beneath' it, then these are shown and you can choose from these as required. This makes the program extremely user friendly, as you never have to remember any of the commands yourself, simply follow through the menus until the command you are

looking for appears. One very handy feature is the help message that explains briefly what each command does that appears on the line below the menu whenever you select an option.

## Documentation

The documentation supplied with the program is best described as sparse but adequate. A small tutorial takes you through simple operations such as examining a file that is stored on disk and how to alter a disk directory. I can't help thinking that a more detailed description on the exact format of the data stored on a disk and what it all means would have been very helpful, to beginners especially but also to hardened programmers as a sort of reference guide. To be fair the 'tutorials' do give a little bit of the information required and should be enough to get most people started.

The manual goes into quite a lot of detail about how to recover damaged files on your disk, cutting out any corrupted data. Having had to resort to this drastic action on numerous occasions, this facility is a life saver. An explanation is also given on how to overcome a Data Checksum error, or the dreaded error 23. This means that the data has been read from disk but upon its second reading the two bits of data don't match. With *Super Diskdoc* you can now recover even this data.

## Menu Options

The best way to explain the capabilities of such a program is to actually work through the main menu command by command.

The first command available is 'DISK'. This is the menu for disk utilities. Upon selecting this a sub menu appears offering you the options of:

Disk	File	Track	Sector	Read	Write	Edit	
Print	Next	Last	Interpret	Quit	+	-	< > \$
Menu for disk utilities							
Track 18		Sector 1		Drive 0		Unit 8	
Trk \$ 12		Sect \$ 01		N 12 04		L 12 00	
disk utilities, 40							
Track 18		Sector 1		Drive 0		Unit 8	
0		1 2 3 4 5 6 7		01234567			
00	12	04	82	11	00	53	55 50
08	45	52	20	44	49	53	4B 20
10	44	4F	43	A0	A0	00	00 00
18	00	00	00	00	00	00	02 00
20	00	00	82	11	01	53	44 44
28	2E	42	49	4E	A0	A0	A0 A0
30	A0	A0	A0	A0	A0	00	00 00
38	00	00	00	00	00	00	36 00
40	00	00	81	13	00	59	52 43
48	42	4D	20	44	49	53	4B 20
50	55	54	49	4C	A0	00	00 00
58	00	00	00	00	00	00	01 00
60	00	00	82	13	01	31	2F 32
68	20	54	52	41	43	4B	20 52
70	45	41	44	A0	A0	00	00 00
78	00	00	00	00	00	00	02 00
							...sup
							er disk
							doc ...
							...sdd
							.bin
							...6.
							...yrc
							bm disk
							util ...
							...i/2
							track r
							ead ...
							.....







# Disk Utility

*Disk Drive owners shouldn't be without this comprehensive range of utilities from Paul Eves.*

**W**hen Commodore designed the 1541 they gave it quite a complex range of built in instructions. However they did make it quite difficult to use them. This utility, given away FREE, with this issue of *Your Commodore* will make accessing your disk drive extremely easy.

Not only are the standard commands made easier to access, but a plethora of new and extremely powerful utilities have been added. For example you can now find the start address of any program or check a disk for errors.

The whole program is menu driven and extremely easy to use. Simply LOAD the program from cassette and it will automatically start. If you should want to SAVE it onto your own disk then you should press RUN/STOP and RESTORE to return to Basic, then simply SAVE it to tape or disk as you would a normal program.

When the program starts you will be asked if you want to change the colours of the screen. Once you have done this you will go to the main menu. Figure 1 shows all of the available functions, we will deal with each one in turn.

## A) Alter Start Addr

As you are no doubt aware when you store a file to disk its load address is saved with the file. This function allows you to change this address so that it will LOAD at any address that you wish.

## B) Convert Number

When dealing with disk programs, especially machine code, it is quite often necessary to change numbers from one base to another. This

function will allow you to perform any of the following number conversions:

Hex to Decimal  
Decimal to Hex  
Binary to Decimal  
Decimal to Binary

## C) M/C Data Maker

This function will allow you to turn any machine code file that is on disk into a Basic Loader. Each byte of the specified file is read from disk and added to a basic data statement. Once the program has been converted a loader is added to the start of the Data and the program is saved to disk.

## D) Directory Commands

This option brings up a second menu in which there are a number of extremely useful commands for handling your disk directories. Options available are:

S - List directory to screen.

This prints out a list of all programs on a disk onto the screen.

L - List directory to the printer

This does the same as the above, however, the list is sent to the Printer. A commodore printer is assumed.

N - Write invisible directory to disk

This command alters your disk directory in such a way that you can no longer read the directory. All of the programs can still be LOADED. This is an excellent way to protect your programs from prying eyes.

E - Write no directory load to disk.

This command has a similar result to the above. However, instead of making an invisible directory it will prevent anyone from LOADING the directory into the computer.

p - Protect files against scratching.

### AN ESP PRODUCTION

WRITTEN & PROGRAMMED BY P.A. EVES  
COPYRIGHT (C) JANUARY 1986. ESP

A) ALT START ADDR	G) FILE CATALOG
B) CONVERT NUMBER	H) I.D. CHECKER
C) M/C DATA MAKER	I) LOAD ADDRESS
D) DIRECTORY CMDS	J) FILE SCRATCH
E) DISK CHECKER	K) F. UNSCRATCH
F) ERROR CHECKER	L) W/P DISKETTE
*) DISK COMMANDS AND APPEND FILES	



With the Commodore disk drive it is possible to protect files against erasure. Any non-detetable files can be seen in the directory with a '<' beside the file type. Unfortunately commodore made no provision for you to use this facility easily, this option corrects that omission.

I - read and change disk header or ID

This command is extremely useful as it allows you to change the name of any disk and its ID. You are probably aware that all of your disks should have a different ID. If you accidentally formatted one with an ID that you had already used you can change it with this command. This saves copying al of the files and re-formatting the disk.

The final option on this menu is 'Q' which will take you back to the main menu.

## E) Error checker

If you should have a disk that you suspect an error may be on then you can use this command to find out if any specified track has an error on it. The type of error, if found, will be reported then you can try to fix it with a disk monitor etc.

## F) Disk Checker

This option is similar to the above except that it checks the whole disk rather than asking for specific tracks.

## G) File catalog

You may think that this command is similar to the one in directory

commands. It does however give you more information.

When you perform this operation on a disk all files on the disk will be listed together with their start and end addresses.

## H) I.D.Checker

No doubt at some time you will have come across files on a disk that simply refuse to LOAD. Quite often the cause for this is that the ID on the track has somehow become different from that in the ID of the DISK. This command allows you to check the ID in all sectors of a specified track. Once you have found your error you can correct it with a disk editor.

## I) Load Address

This function will print out the load address of a specified program. This is extremely useful when used in conjunction with menu option A as you can find out where a program LOADs, change it and then check it to see if the change has been made correctly.

## J) File Scratch

Option J allows you to delete specified files from disk. It is similar to the standard disk 'S' command but is much easier to use.

## K) F.Unscratch

This is the File Unscratch command. When you erase a file from disk the actual file is not deleted it is only

marked as being so. With this command it is possible to re-juvinate any file that has been accidentally deleted. NOTE this command will probably not work if you have SAVED something to the disk since the scratch.

## L) W/P Disk

This command will make any disk write protect. This command will only work with the 1541 disk drive. The write protect is done through software and a write protect tab isn't needed. However please note that you cannot change this disk back into one that you can write to after this command.

## \*) Disk Commands

This function allows you to use any of the standard disk commands (a,s,n etc). If you don't know how to use them then we suggest that you refer to your disk drive manual. YC

## Warning

As you can see this set of utilities is extremely powerful. If you use any of the commands without thinking then you could possibly damage the disk that you are operating on and be unable to recover the data. We therefore strongly suggest that you back up any disk that you intend to use this program on just in case you use the wrong command.

- S - LIST DIRECTORY TO THE SCREEN**
- L - LIST DIRECTORY TO THE PRINTER**
- N - WRITE INVISIBLE DIRECTORY TO DISK**
- E - WRITE A NO DIRECTORY LOAD TO DISK**
- P - PROTECT FILES AGAINST SCRATCHING**
- M - READ AND CHANGE DISK HEADER OR ID**
- Q - RETURN TO MAIN MENU**



# Getting it Together

*If you're thinking about buying an assembler then you're probably mystified by the wide choice. Look no further to see the light.*

**By Allen Webb**

**M**any of you will be contemplating or already making the move from Basic to machine code. This move can be both fun and rewarding however a lot hinges on your choice of assembler. The idea behind this article is to describe in some detail the serious assemblers around and help you in your search.

## What is an Assembler?

Before launching forth, it is worthwhile considering what an assembler is and what it does.

Because we stupid humans find it difficult to write machine code directly in the form understood by the machine, we use mnemonics to allow the creation of an intelligible source code. We then use an assembler to convert the source code into object code directly usable by the machine. In order to maximise the ease of creating the source code, good quality assemblers allow you to use labels to identify variables, addresses, data tables and the destination of loops and jumps. Those of you who write complex programs will appreciate the importance of a structured approach to allow ease of understanding the workings of the program. It is particularly vital if you want to make the code intelligible to other programmers. Languages such as PASCAL allow such a sensible approach. When using machine code, the use of labels and remarks are even more important. Program 1 is a simple example of source code showing the features offered by most decent assemblers:

Hopefully you will find this example easy to follow. Since most

```

PROGRAM : 1

10 * = $C000
20 CHAROUT = $FFD2
30 TEXTSTART = $FB
40 ENDCHAR = #$00
50 ;
60 ; A ROUTINE TO PRINT A STRING OF
70 ; TEXT. THE TEXT START ADDRESS IS
80 ; HELD IN THE ACCUMULATOR AND Y
90 ; REGISTER AND THE TEXT MUST END
100 ; WITH A ZERO BYTE.
110 ;
120 PRINTTEXT STA TEXTSTART
130 STY TEXTSTART + 1
140 LDY #0
150 NEXTCHAR LDA (TEXTSTART),Y
160 BEQ FINISH
170 JSR $FFD2
180 INY
190 BNE NEXTCHAR
200 FINISH RTS
  
```

decent assemblers allow the use of linked source files (more on that later), you can be as liberal with labels and remarks as you like. This is a powerful aid since it encourages a systematic modular approach to machine code.

Since the task of translating these labels requires some work, such assemblers use two or more "passes" to perform the translation. Such facilities are a must for any decent assembler.

Before I describe the better assemblers about, I want to discuss the features that you should check when deciding which package to go for.

## Essential features

- 1) The assembler must be in machine code. No I'm not a machine code snob, but if you want to assemble a decent sized piece of code, a Basic assembler will be much too slow.
- 2) Must offer full labels of at least six characters in length. As indicated in the example above, it's desirable to be

able to use meaningful labels. Six characters is, in my opinion, the minimum acceptable.

3) Should support linked source files to allow the assembly of very large programs. Source codes are generally memory hungry with about 30K of source code needed for 4K of object code. If you're writing a 50K mega game, the combined source code will be pretty large. Any decent assembler will allow you to split the source code into several linked sections and assemble it in this form.

4) Should provide a symbol table or cross referencing option. This is extremely handy when debugging since you may want to locate the address of a loop or routine.

5) Should provide output to printer, preferably with formatting options. Again, a hard copy is a great debugging aid.

6) Should provide 'toolkit' commands to allow renumbering etc. of the source code. One important area to check is the editor used for the creation of the source code. Many assemblers use the 64's editor. This is OK but not much use on its own. Other assemblers have their own operating system and editor. These tend to be more versatile. The commands to look for as a minimum are FIND, RENUMBER, DELETE, AUTO (line numbering).

7) Should offer disassembly and some form of debugging system. You should ensure that there is a monitor in the system. This is vital for the manipulation of code. Single step execution is a useful debugging aid. The ability to disassemble the code is valuable as a check of the object code.

8) Should provide pseudo op-codes to allow the creation of data tables.



Nearly all code will need data tables. This may comprise of straight numeric data or text. The assembler should provide pseudo op-codes for single data bytes, double data words and text as ASCII codes or Commodore screen codes.

## Optional features

- 1) macros – handy if you want to set up a library of routines but otherwise, in my view, of limited value.
- 2) Conditional assembly – sounds fun but seems to be more of a case of a solution searching for a problem.

So what is there on the market? I've looked at a wide range of assemblers and have compared them in Table 1.

	1ST PUB	MIKRO	LASER GENIUS	MC GRAW HILL	ARROW+	SUPER HELP	ZEUS-64
TYPE	D	C	D/Cs	Cs	C	C	D
EDITOR	CBM	CBM	OWN	CBM	CBM	CBM	OWN
MONITOR	YES	YES	YES	NO	YES	YES	YES
DEBUG	YES	NO	YES	NO	NO	NO	YES
TOOLKIT	NO	*	***	NO	*	**	*
DISASSEMBLE	YES	YES	YES	YES	YES	YES	YES
PSEUDO OPS	**	*	***	*	*	*	**
HARD COPY	**	*	***	*	*	*	*
LINK FILES	YES	YES	YES	NO	NO	NO	NO
SYMBOL TABLE	YES	YES	YES	NO	YES	NO	NO
LABEL LENGTH	8	?	15	75	9	6	31
COST	19.99		19.95				14.95

## Notes for Table 1

D=disk, C=cartridge, Cs=cassette.

2) I could not ascertain the maximum label length for MIKRO but I do know that it will accept at least six characters.

3) Some categories have stars showing the extent of facilities roughly they mean:

\* = minimum acceptable

\*\* = good enough

\*\*\* = couldn't ask for more.

## Assembler Monitor 64

As is the case with most of First Publishing's products, this package is of German origin. The package comprises of both the assembler and a reasonable monitor. The assembler is quite complex with Macros and conditional assembly supported. The editor is rather short on toolkit instructions which is rather a pain in the neck.

Overall, a good quality assembler which performs well with no real problems. One of my favourites.

## Mikro Assembler

Those of you who have used the good old PET may recall this old favourite. Whilst being simple without frills, this assembler has a good pedigree and performs extremely well. One serious omission is the lack of a machine code monitor. Supersoft does offer the excellent ZOOM monitor but it's a bit of a pain to have to buy it separately.

Compared to the opposition, this product is a little pricey but it's reliable.

## Laser Genius

This product from Ocean is one of the new breed and is the most comprehensive I've seen. It originally appeared as *Machine Lightning* from Oasis. It has been tidied up and

assembler is a little reminiscent of that on the BBC micro. The 64's editor is used to write the source code with multiple statements on each line allowed. The assembler is told where the source code is by use of square brackets.

Both programs are unique in their use of colours to indicate the different types of instruction. In order to maximise the RAM available, the codes are tucked behind the Basic ROM.

Not a bad package and worth a look.

## Arrow +

This and the next assembler are included simply for completeness. Both were originally marketed by the now defunct STACK Computers.

*Arrow +* is essentially a tape turbo package. It has an assembler added as a bonus feature. The assembler is quite standard and offers no surprises. The nice addition is a disassembler which will convert object code into a fully labelled source code. This is potentially a very handy tool.

Note a bad product, and you may be able to pick it up cheap from a bankrupt stock dealer.

## Super Help

This cartridge is a combination toolkit/assembler. The range of commands is good and the assembler quite adequate. There is a monitor but it's utterly diabolical. Again, you might be able to get it cheap.

## ZEUS 64


Bearing in mind the trouble I had trying to reach Crystal, I suspect that they may also be defunct. Having said that, I've seen this assembler in a number of shops.

The package is an assembler/disassembler combination and is quite comprehensive albeit rather unusual in its format. I found it a little tough to get into and the instruction booklet isn't the most lucid. Although it's disk based, it doesn't appear to support linked files.

## Finally

In summary, the 64 is quite well supported with assemblers to suit all tastes. All of the assemblers I tested did the job well enough. If, however, I was to recommend three, they would be MIKRO, Laser Genius and Assembler Monitor 64.

YC



supplemented by a debugging system of significant power.

The assembler uses its own operating system and it has a wide range of features. The debugger is the best I've seen and allows the creation of user defined break definition. At the price, this is unbeatable value.

## Machine-Code Assembler/Disassembler

This is a bit of a departure for McGraw Hill, the book publishers. The



**DATTEL**  
**ELECTRONICS**

**THE NO 1 NAME FOR COMMODORE**

Save wear on your expansion port: 3 slot Motherboard for 64/128



**ONLY £16.99**  
**POST FREE**

- ☐ ACCEPTS 3 CARTRIDGES
- ☐ SWITCH IN/OUT ANY SLOT
- ☐ ON BOARD SAFETY FUSE
- ☐ HIGH GRADE PCB/CONNECTORS

**AVAILABLE NOW!!**

Now a full Midi Interface for your 64/128 at a realistic price! **POST FREE**  
**NOW ONLY £24.99**



- ☐ MIDI IN
- ☐ MIDI THRU
- ☐ 2x MIDI OUT
- ☐ Compatible with most leading software packages.

• Advanced Music System • JMS • SEIL, etc.  
Special Offer! Buy Midi Interface + advanced music system only £49.99 + £2 postage (disk only).

MODEL + ROBOTIC CONTROL MADE EASY WITH

**ROBOTEK**

**64**  
**£39.99 POST FREE**

Robotek 64 is a comprehensive hardware/software package to interface your 64 to the outside world, models, robots, lighting, sensors etc., etc. The features make Robotek 64 the most sophisticated unit available at any price:

- 4 output channels each with on board relay.
- 4 digital inputs fully buffered.
- Analogue input with full 8 bit conversion.
- Sound input for voice recognition and voice controlled switching.

Software features: sequencers to control output. Analogue measuring module. Test Program. Voice Activation Module, much more. Voice recognition software to be released soon. Total package no more to buy!

TURN YOUR MPS 801 INTO 4 PRINTERS IN ONE! WITH **PRINTER IV**



Alternative Character ROM Fitted in minutes - No soldering required

**Only £19.99 POST FREE**

- At the flick of a switch you can choose between any of 4 different superb new character sets:
- DESCENDER • SCRIBE**
- ECLIPSE • FUTURE**
- All 4 sets can be mixed within one document
- Printer IV is a direct replacement for the normal printer ROM so it is 100% compatible with your existing software.
- Graphics - No Problem either.

**SEND NOW FOR QUICK DELIVERY**

**UNIQUE**



**Cartridge Development System**

**£9.99**

Including "Cartridge Development Handbook"


- A complete kit of parts for an 8K 16K Autostart Cartridge including:
- High quality double side PCB
  - Injection moulded cartridge case
  - Reset button bank switching facility
  - Accepts 2764 or 27128 Eproms
  - Cartridge can be configured in many ways

A MUST FOR THE DISC HACKER

**Super Snooper**

Track and Sector Editor Cartridge

**ONLY £10.99**  
**POST FREE**



Super Snooper lets you examine, decode and change any program directly on the disc in your drive.

- Gives readout of each sector/track in Hex, Decimal and ASC II
- Built in powerful disc ram monitor/disassembler. Unprotecting, adding pokes and making backups are made easier with the Super Snooper. Since most disc protection schemes are never loaded into the computer ram, a track and sector editor is invaluable tool when making back ups etc.

**Turbo Rom**

Replacement Kernal



**£10.99**  
**POST FREE**

- Turbo Rom actually fits inside your computer and replaces the normal slow Kernal Rom with superfast disc loading routines, plus extended DOS commands.
- Loads most programs at 56 times speed
  - Improved single key commands
  - Fits inside computer so all ports are free
  - Return to normal kernal at flick of switch
  - Fitted in minutes - no soldering usually needed ion a few C64's the old Rom may have to be de soldered!

Disc Utility Cartridge

**Disk Mate**

**ONLY £12.99**  
**POST FREE NEW**

- A multi feature cartridge for the disc drive user.
- FAST DISC COPIER copies entire disc in 4 minutes even many protected programs.
  - FAST FORMAT format an entire disc in 10 seconds.
  - FAST LOADER loads many programs at 5-6 times normal disc speed
  - IMPROVED DOS COMMANDS single key commands for: Directory, Load, Scratch, etc., etc.
  - POWERFUL MONITOR/DISASSEMBLER view any area as full disassembly or HEX/ASCII. Features including: Move, Find, Fill, Compare, Assemble, Screen or Printer, too many features to list.

**DIGITAL SOUND SAMPLING**  
**COMPLETE PACKAGE**



**£49.99**  
**POST FREE**

FREE AUDIO (TV LEAD!!)

**NOW FOR YOUR COMMODORE 64**

The Datel Sampler now brings you this technology at a sensible price!

- The Sampler allows you to record any sound digitally into memory and replay it instantly at any pitch, backwards, forwards, ascending scale, descending, with echo, reverb, flanging, endlessly looped etc. Truly professional hardware incorporating:
- Full 8 bit D and ADC conversion
- Line or MIC input, line output and feedback control
- A comprehensive software package including:
- A live effects menu with echo, reverb, digital delay, etc.
- Full sample editing facilities with review and on screen frequency plotting
- A powerful real time sequencer

Available now complete hardware/software package. Complete with microphone. Please state disc or tape software required

**COM-DRUM**



**ONLY £29.99**  
**POST FREE**

**DIGITAL DRUM SYSTEM FOR THE C64**

**SPECIAL OFFER**  
**AUDIO/TV LEAD (WORTH £4) FREE!!**

- Now with the Com Drum digital system you can produce studio quality drum rhythms with real drum sounds. All the features of systems 10 times the price.
- A complete digitally recorded drum kit, i.e. 8 voices - kick drum, snare, tom tom, hi hat, cymbal etc. etc. NB. these are real drum sounds - not synthesised.
  - Real time and step time sequencers.
  - Full editing system.
  - 16 Alternative voices supplied free
  - More voices to be released (price to be about £5.00 for 32 voices tape or disc)
  - 8 pre programmed rhythms to start you off
  - External sync facility
  - Very simple to use
  - Line output to hi lamp or through TV with optional audio TV lead (see offer)
  - On screen menus.
  - Stylish case
  - Please state tape or disc software

**AVAILABLE NOW!!**

**£9.99 ONLY**

**POST FREE WHEN PURCHASED WITH THE SAMPLER**

**COM-DRUM SOFTWARE ONLY, TO WORK WITH THE DIGITAL SOUND SAMPLER**

**THE ULTIMATE BACKUP ACTION... CARTRIDGE IS HERE**



**NEW IMPROVED PLUS VERSION**

**FAST LOADER SYSTEM**  
**Two cartridges in One!!**

Stop the Action of your game and make a complete backup to TAPE or DISK

- ☐ Action replay takes a "Snapshot" of the whole program in memory. It does not matter how it was loaded - From Tape or Disc - at normal or turbo speed. Therefore tape to tape, tape to disk, disk to tape or disk to disk backups are easily made.
- ☐ All backups will reload at turbo speed and run independently of the cartridge.
- ☐ Special compacting techniques to save disk space.

**FOR C64/128**  
**ONLY POST FREE £24.99**

- ☐ Even copes with many programs that load extra sections (tape).
- ☐ Screen Dump Feature.
- UNIQUE CODE INSPECTOR FEATURE**
- ☐ Stop the Action with the button and inspect the whole program including all the VIC and SID registers etc.

**PLUS BUILT IN FAST LOADER CARTRIDGE**

Action replay is actually two cartridges in one. At the flick of a switch you have a loader cartridge that will load your normal speed software 5-6 times faster.

**EVEN THE LATEST HEAVILY PROTECTED SOFTWARE**

In our most recent tests we could not find any memory resident game that could not be backed up.

MK 1 Action Replays can be upgraded for **£8.50 SEND NOW!!**

**If you have a C64 you need an ACTION REPLAY**

**IT'S HERE... AMERICA'S BEST SELLING DISK BACKUP SYSTEM NOW AVAILABLE IN THE UK!**

**FAST HACK'EM**

**FOR THE COMMODORE 64/128**

**A MULTI-MODULE SYSTEM - ALL ON ONE DISK**

**FAST HACK'EM IS QUITE SIMPLY THE BEST DISK COPYING SYSTEM AVAILABLE, ANYWHERE AT ANY PRICE.**

**£19.99 POST FREE**

**SIMPLE TO USE FULLY MENU DRIVEN**

**\*\*WARNING\*\***

**FAST HACK'EM IS A VERY EFFECTIVE PRODUCT DESIGNED TO ENABLE USERS TO MAKE BACK UP FOR THEIR OWN USE - DATTEL IN NO WAY CONDOES SOFTWARE PIRACY.**

**BECAUSE FAST HACK'EM IS PRODUCED IN THE U.S. IT WILL ALWAYS BE ON TOP OF THE LATEST PROTECTION TECHNIQUES. SINCE MANY OF OUR LATEST PROGRAMS APPEARED IN THE U.S. MANY MONTHS AGO.**

**SINGLE 1541 MODULE**

- **AUTO NIBBLER:** Copy an entire protected disk in 3 minutes. Automatically senses type of protection and treats it as normal data to produce working copy.
- **NIBBLER:** Copy and erase disk in 2 minutes. As above but parameters can be set manually.
- **FAST COPY:** Copy a disk in under 2 minutes.
- **FILE COPY:** Copy and file in 3 seconds.
- **FAST TRACKER:** Fast tracks are amongst the latest forms of protection. This mode allows you to produce a fast track on the disk.

**SINGLE 1571 DRIVE (64 OR 128 MODE)**

- **FAST COPY:** Entire 1571 disk in under 1 minute.
- **SINGLE OR BOTH SIDES:** NW copy C64 or trap 128 software.
- **C64 or 128 Modes.**

**TWIN 1541 DRIVES MODULE**

- **AUTO NIBBLER:** Copy an entire protected disk in under 1 minute. Features auto track/sector analyzer.
- **FAST COPY:** Copy entire disk in 36 seconds with verify.
- **AUTOMATIC FASTCOPY:** As above but with completely automatic operation. In fact once set up doesn't even need the computer. A must for duplicating disks on a large scale.

**1541 PARAMETERS MODULE**

This is the module that gives Fast Hack'em its power. The parameters module contains dozens of "Parameter Keys" that are used to unlock those heavily protected programs. Each parameter is designed for a particular software brand or even a particular program. Other copy programs may make strong claims, but without special parameters they just can't cope. Datel will be offering updates to Fast Hack'em on a quarterly basis, featuring 20-50 new parameters plus other improvements as they're made. Prices to be £6 plus old disk.

**SPECIAL OFFER! QuickShot II ONLY £6.99**

or for C16 including Interface **£8.99 POST FREE**

**DATTEL**  
**ELECTRONICS**

**USUALLY SAME DAY DESPATCH ON ALL ORDERS**  
SEND CHEQUES/P.O.'s TO:  
**UNITS 8/9**  
**FENTON INDUSTRIAL ESTATE,**  
**DEWSBURY ROAD, Fenton,**  
**STOKE-ON-TRENT TEL: 0782 273815**  
**FAX: (0782) 264510**

**24 HR CREDIT CARD LINE**



**FOREIGN ORDERS ADD £2 POSTAGE**

**WHEN ORDERING PLEASE QUOTE YOUR COMMODORE MAGAZINE**



# C16 Sound Sampler

*Now your C16 can really  
sound like a trombone with  
this excellent program.*

*By Gary Fry*

A sound sampler is a program which enables you to store any sound in memory. Once stored in memory the sound can be manipulated in various ways. Possibilities include, speed variation, reversing the sound, altering the pitch of the sound etc. You could sequence the sound like a drum machine or Paul Hardcastle's NNNNineteen, or just use the computer keyboard as an organ, each key playing the sound at a different pitch.

This program, written for the C16 and Plus/4, allows a sample of up to two seconds to be stored in memory. This takes up a staggering 10K of the computer's memory, so you can imagine the problems getting all of the

program into the C16.

Two seconds? I hear you say.

This is actually quite a lot when you think about it. Just count it to yourself. Not many sounds take longer than this. And don't forget once you have sounds in memory you can sample them to create much longer sounds.

Sampling is quite easy to do since the Commodore Datasheet does quite a lot of the work for you - it converts the analogue voltages which make up the sound on a cassette into digital ones and zeros. These one's and zero's are then transferred to the computer's memory, just like a program when loading.

## How It Works

In order to fill the computer's memory with the necessary ones and zeros the cassette port is read (memory location 0). A process called ORing is then used with each byte read in to read just one bit from the number read in. By rotating the number read and repeating the process eight times, eight ones or zeros are loaded in. This gives one byte of sample. This is repeated until the 10K of memory is filled. You could look at it like a cog wheel with eight teeth 'feeling' 10 holes in a long strip of paper. Each full turn of the wheel corresponding to one byte being loaded.

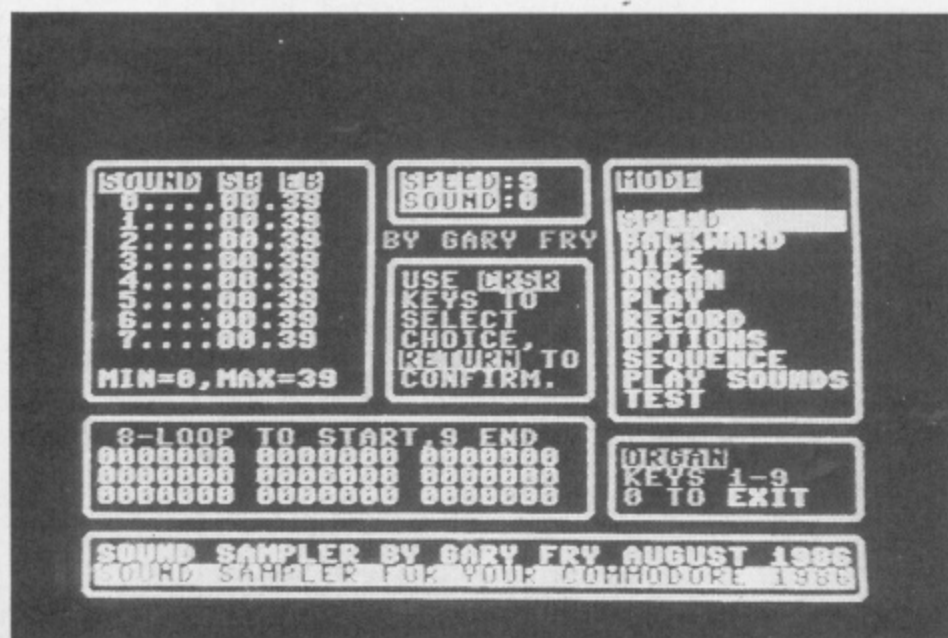
## Playing the Sample Back

This is much the same process as reading from the cassette port, but this time it is applied to the computer memory where the sample has been stored. When a one is read an audible sound is emitted from the speaker; when a one is read, an inaudible sound (too high is made). This process produces a click. Do this a thousand times in a fraction of a second, and your sound is built up.

In order to get the speed necessary for this program the screen has to be turned off during playback. This makes the computer work at almost twice normal speed.

## Playing with a Sound

The organ/piano facility is probably the best facility, this reproduces the





stored sound at differing pitches, depending on the key pressed. Only keys one to eight are used, but you can have great fun.

Sequencing plays a string of samples in an ordered sequence to produce effects such as echo or a drum machine. It is possible to have up to 63 steps which can last up to two minutes, depending on the size of each sample.

Reversal allows you to play your sample backwards.

The test option allows you to play the sound from your cassette recorder through your computer, rather like a hi-fi. This doesn't affect memory and is a useful way of getting your recording where you want it.

Don't be misled about the quality of the sound – it isn't exactly studio quality. Nevertheless, you are sure to find the quality such that you can still have a lot of fun with the program.

## Typing it in

You should have no problems typing in the three programs as they are all in Basic and have a checksum on each line.

When RUN, Program 1 will create a file on disk. This program is accessed by Program 2. Once this program is created on disk you will only need to use Program 2.

## Sample Session

In order to make the program easier to understand we have included a sample session that should make things a little easier.

## Sample Session

Insert a pre-recorded cassette into the datasette.

Move the cursor to the speed option. Press RETURN and type 4 (normal speed). Now move the cursor to the RECORD position and press RETURN. The window at the bottom should now say "PRESS PLAY" (unless of course you have the PLAY down already!).

The computer should now blank the screen for a couple of seconds, then beep and unblank the screen. You have now just sampled two seconds of whatever was on the tape.

## To play a sound

Move the cursor to PLAY and press RETURN. This will now blank the screen and play your sample – please note that the more tracks on the sample the poorer the sound. If you are still not happy with the sound as it is, change the speed.

To use the sample like an organ, move the cursor down to ORGAN. Now use keys one to nine to play a tune. Key six is about the same pitch as the original sample (depending on the actual speed).

Key zero brings you back to the menu.

## Playing about with the sound

If you want to tidy up your sample, play any part of it, move the cursor to the OPTIONS function and press RETURN.

At the bottom window, it should now say SOUND. This is asking you for which sample you want to use you can reply any number from zero to seven. Press zero for sound zero. The computer should now say SB. This stands for starting block (zero to 39) but it is best to use zero to 35 because four blocks isn't a lot of sample. Then the computer will ask you the ending block (EB) this can be any number between the starting block number (the number you have just typed in) to number 39. Go to the ORGAN and try that! If you are still not satisfied, go to the OPTIONS function and try again!

You can also have multiple samples in memory at the same time in different blocks of memory using the OPTIONS function. Before recording a sample, go to the OPTIONS function and determine which part of memory you wish to use.

## Sequencing sounds

Whatever sounds you have in memory, you can put them into an orderly sequence and produce some interesting effects.

Say sound one was a bass drum and sound two was a hand clap, you can make these sounds play a rhythm. Try this: Go to SEQUENCE mode, and the window at the bottom will ask you if you want to play the sequence or edit it.

Type E for edit and then press RETURN.

Now type:

```
1212219
```

What this does is to get the numbers from left to right and to play that sound number. Sound one was a bass drum so the number one will play a base drum, sound two was a hand clap so the number two will play a hand clap and so on.

The number nine simply ends the sequence.

The number eight (not in the sequence) loops the sequence (goes back to the beginning) and plays all over again. Pressing any key will exit the option.

## Producing an echo

Say you have a sample which says "hello" from blocks 00 to 15. You can produce an echo by doing this: (going to options mode each time):

```
SOUND 0 SB 00 EB 06
SOUND 1 SB 03 EB 09
SOUND 2 SB 06 EB 12
SOUND 3 SB 09 EB 15
```

Now go to sequence mode and type E for edit and press RETURN.

Type: 01239000 then N after the prompt "CONTINUE?" at the bottom window.

Voilla! You have an echo!

Please note that you cannot use the INST/DEL key in this mode, or any other mode. Also you have to type in seven numbers when editing the sequence simply because of memory limitations.

## Erasing Sounds

To erase a current sound from memory, go to WIPE and press return.

**Warning:** You have no "ARE YOU SURE?" prompt so you only have one chance.

## Reversal

This just plays the current sound backwards. You cannot use it in SEQUENCE or ORGAN mode.

To play your sound backwards, go to BACKWARDS and press RETURN



## Playing all sounds in memory

Doing this saves quite a lot of time. What it does is play the sounds zero through to seven in order, without going to the OPTIONS function eight times!

### Test

You can use this function to get a sample ready or play the tape just to listen to it.

To get to this, go to the TEST function and press RETURN

### Loading and saving sounds

Keep note of the starting blocks and the ending blocks of the sounds that you want to save.

If you have a datasette it's not really worth saving your sample (unless you think its brilliant!) it's just like loading a commercial program!

You cannot save or load a sample in the program so you'll have to exit to TEDMON.

To get to TEDMON, you have to

#### PROGRAM: RELOCATE

```
10POKE44,25:POKE6400,0:CLR:NEW
20:
30 REM*****
*****
40 REM* RUN THIS PROGRAM BEFORE
YOU *
50 REM* RUN EITHER OF THE LOADER
S. *
60 REM* IF YOU DO NOT THE PROGRA
MS *
70 REM* WILL NOT WORK CORRECTLY.
*
80 REM*****
*****
```

#### PROGRAM: SAMPLER PT1

```
10PRINT"[CLEAR]WORKING HARD....
":L=100:AD=4096
20CK=0:FORX=0TO7:READM$:M=DEC(M
$):POKEAD+X,M:CK=CK+M
30NEXTX:READCH$:IFDEC(CH$)<>CKT
HENPRINT"DATA ERROR AT LINE:"L:E
ND
40AD=AD+8:L=L+5:IFL=1085 THENPR
INT"DATA ENTERED CORRECTLEY.":GO
TO60
50GOTO 20
60FORM=1TO1000:NEXTM:SCNCLR
65TD$="01":INPUT"ARE YOU USING
TAPE OR DISC? (T/D)":TX$:IFTX$="
D"THENTD$="08"
70SCNCLR:CHAR1,0,3,"M[SO]":CHAR
1,0,9,"S"+CHR$(34)+"SAMPLER"+CHR
$(34)+", "+TD$
80PRINT",1001,1630[HOME]":POKE1
319,13:POKE1320,13:POKE1321,88:P
OKE1322,13:POKE239,4
85POKE4115,VAL(TD$)
90END
100DATA 00,0B,10,0A,00,9E,34,31
,0128
105DATA 31,32,00,00,00,53,43,00
,00F9
110DATA A9,00,A2,08,A0,01,20,BA
,02CE
115DATA FF,A9,04,A2,2A,A0,10,20
```

HOLD DOWN RUN/STOP and press RESET on the side of the computer, let go of the RESET button while still holding down RUN/STOP.

The computer will now exit to TEDMON (you can let go of RUN/STOP now!)

If you want to save sound zero type:

M 0060 0060

The computer should now say:

0060 17 30 xx xx xx xx xx xx .0.....

or something! Please ignore the xx's they mean other sounds.

Now type:

S"sample name",08,1700,3000

Or to tape:

S"sample name",01,1700,3000

Here is a table for saving each sound number:

```
,0348
120DATA BD,FF,A9,00,20,D5,FF,4C
,04A5
125DATA 35,15,53,43,52,4E,A9,92
,02BB
130DATA 85,D8,A9,0C,85,D9,A2,00
,0412
135DATA A0,0B,B1,D8,49,80,91,D8
,0466
140DATA 88,D0,F7,20,91,10,C9,91
,046A
145DATA F0,0B,C9,11,F0,1F,C9,0D
,03BA
150DATA F0,47,4C,43,10,E0,00,F0
,03A6
155DATA EA,20,85,10,38,A5,D8,E9
,043D
160DATA 28,85,D8,A5,D9,E9,00,85
,0471
165DATA D9,CA,4C,38,10,E0,09,F0
,0410
170DATA D2,20,85,10,18,A5,D8,69
,0385
175DATA 28,85,D8,A5,D9,69,00,85
,03F1
180DATA D9,E8,4C,38,10,A0,0B,B1
,03B1
185DATA D8,49,80,91,D8,88,D0,F7
,0559
190DATA 60,86,FF,20,E4,FF,A6,FF
,058D
195DATA 60,86,DB,18,8A,65,DB,65
,0408
200DATA DB,69,A9,8D,A7,10,4C,BE
,043B
205DATA 10,4C,76,11,4C,8E,11,4C
,021A
210DATA CD,11,4C,EA,11,4C,06,12
,0289
215DATA 4C,0F,12,4C,FD,12,4C,98
,02AC
220DATA 15,4C,A9,12,4C,76,12,A9
,0299
225DATA C7,8D,12,FF,A9,FE,8D,0E
,04A7
230DATA FF,60,A0,0B,B1,D8,49,80
,045C
235DATA 91,D8,88,D0,F7,A2,25,A9
,0528
240DATA 20,9D,20,0F,CA,D0,FA,A0
,0420
245DATA 0B,B1,D8,99,20,0F,88,D0
,03B4
```

SOUND NUMBER	YOU TYPE
0	M 0060 0060
1	M 0062 0062
2	M 0064 0064
3	M 0066 0066
4	M 0068 0068
5	M 006A 006A
6	M 006C 006C
7	M 006E 006E

### Loading

Load the SAMPLER (from basic)  
Load the samples that you wish by typing:

LOAD "sample name",8,1 (for disk)

LOAD "sample name",1,1 (for cassette)

When you have loaded all the samples type:

RUN

The screen will now load and off you go! YC

```
250DATA F8,60,A5,DA,18,20,C2,11
,03E2
255DATA B5,60,85,D9,A9,00,85,D8
,0479
260DATA B5,61,85,DC,60,A5,D9,48
,049D
265DATA A5,DC,85,D9,68,85,DC,60
,0508
270DATA F0,04,A9,15,D0,02,A9,00
,032D
275DATA 8D,11,FF,60,20,90,12,20
,02DF
280DATA C7,10,A0,00,B1,D8,A6,DD
,0483
285DATA 48,29,80,20,10,11,68,2A
,01C4
290DATA CA,D0,F5,20,FA,15,C8,D0
,0556
295DATA EB,20,53,15,C5,DC,90,E4
,0488
300DATA 60,EA,EA,EA,20,E4,FF,F0
,0611
305DATA FB,18,C9,30,90,F6,C5,DE
,0535
310DATA B0,F2,60,A2,00,A9,17,95
,03F9
315DATA 60,A9,3E,95,61,E8,E8,E0
,04ED
320DATA 11,90,F2,A9,00,85,DA,A9
,0444
325DATA 01,85,DF,A9,3F,85,DC,A9
,0457
330DATA 09,85,DD,4C,BC,11,20,D2
,0376
335DATA 10,20,F2,10,A9,3A,85,DE
,0378
340DATA 20,44,11,8D,3E,0C,38,E9
,026D
345DATA 30,85,DD,4C,9B,12,20,D2
,037D
350DATA 10,20,90,12,20,05,11,A0
,01A8
355DATA FF,A6,DD,B1,D8,48,29,01
,047D
360DATA 20,10,11,68,6A,CA,D0,F5
,03A2
365DATA 88,D0,EE,38,A5,D9,E9,01
,04E6
370DATA 85,D9,18,C5,DC,B0,E2,4C
,04F5
375DATA 9B,12,EA,EA,20,C7,10,4C
,03C4
380DATA 9B,12,65,DA,AA,C9,11,B0
```



```
,0420
385DATA 01,60,A2,00,60,20,D2,10
,0265
390DATA 20,90,12,A0,00,A9,00,91
,029C
395DATA D8,C8,D0,FB,20,53,15,C5
,04B8
400DATA DC,30,F2,4C,9B,12,EA,EA
,04CB
405DATA EA,EA,20,D2,10,A9,3A,85
,043E
410DATA DE,20,44,11,38,E9,30,F0
,0394
415DATA 0A,20,A7,15,EA,20,1C,11
,021D
420DATA 4C,F1,11,4C,9B,12,20,D2
,0339
425DATA 10,20,1C,11,4C,9B,12,20
,0176
430DATA D2,10,A5,01,29,08,F0,10
,02B9
435DATA A0,0B,B9,27,E3,49,40,99
,0390
440DATA 20,0F,88,D0,F5,4C,12,12
,02EC
445DATA 20,90,12,A0,00,A9,00,A2
,02AD
450DATA 09,48,A5,01,29,10,D0,31
,0231
455DATA 68,09,01,2A,CA,D0,F2,91
,03B9
460DATA D8,C8,D0,E9,A2,01,CA,D0
,0596
465DATA FD,20,61,15,EA,C5,DC,30
,044E
470DATA DC,A9,00,8D,0E,FF,A9,18
,03E0
475DATA 8D,11,FF,88,D0,FD,CA,D0
,058C
480DATA FA,A9,10,8D,11,FF,4C,9B
,0437
485DATA 12,68,4C,3B,12,EA,EA,EA
,03D1
490DATA EA,EA,EA,EA,EA,EA,20,A3
,063F
495DATA 12,A5,C6,C9,40,D0,FA,A5
,04F5
500DATA 01,29,10,20,10,11,A5,C6
,01E6
505DATA C9,40,F0,F3,4C,9B,12,00
,03E5
510DATA AD,06,FF,29,EF,8D,06,FF
,045C
515DATA 4C,F2,10,A9,1B,8D,06,FF
,03A4
520DATA 4C,40,15,20,D2,10,4C,90
,027F
525DATA 12,20,D2,10,A5,DA,48,A9
,0384
530DATA 00,48,85,DA,20,1C,11,18
,020C
535DATA 68,69,01,C9,08,F0,0D,A0
,0340
540DATA 80,A2,FF,CA,D0,FD,88,D0
,0610
545DATA FA,4C,B1,12,68,85,DA,4C
,041C
550DATA 9B,12,A2,00,A9,20,9D,21
,02D6
555DATA 0F,E8,E0,25,D0,F8,60,A9
,04CD
560DATA 2A,85,E0,A9,0C,85,E1,A6
,0450
565DATA DA,18,A5,E0,69,28,85,E0
,046D
570DATA A5,E1,69,00,85,E1,CA,10
,042F
575DATA F0,60,EA,EA,EA,20,D2,10
,0510
580DATA 20,D2,12,A0,00,B9,29,0C
,0292
585DATA 99,21,0F,C8,C0,05,D0,F5
,041B
590DATA 20,E4,FF,C9,30,90,F9,C9
,054E
595DATA 38,B0,F5,8D,66,0C,38,E9
,03FD
600DATA 30,85,DA,85,E2,20,DF,12
,0407
605DATA A0,00,20,D2,12,A9,13,8D
```

```
,02ED
610DATA 21,0F,A9,02,8D,22,0F,20
,01B9
615DATA E4,FF,C9,34,B0,F9,C9,30
,0582
620DATA 90,F5,38,E9,30,85,D8,85
,04B8
625DATA E2,20,DF,12,A0,05,A5,D8
,0415
630DATA 18,69,30,91,E0,20,E4,FF
,0425
635DATA C9,30,90,F9,C9,3A,B0,F5
,052A
640DATA 38,E9,30,85,D9,85,E2,20
,0436
645DATA DF,12,A0,06,A5,D9,18,69
,0396
650DATA 30,91,E0,20,83,13,18,A5
,0314
655DATA DA,20,C2,11,A5,D8,95,60
,043F
660DATA 4C,95,13,A9,00,A6,D8,18
,0333
665DATA 69,0A,CA,10,FA,18,69,0D
,02D5
670DATA 65,D9,85,D8,60,20,D2,12
,03FF
675DATA A9,05,8D,21,0F,A9,02,8D
,02A3
680DATA 22,0F,20,E4,FF,C9,30,90
,03BD
685DATA F9,C9,34,B0,F5,38,E9,30
,04EC
690DATA 85,D8,85,E2,20,DF,12,A5
,047A
695DATA D8,18,69,30,A0,08,91,E0
,03A2
700DATA 20,E4,FF,C9,30,90,F9,C9
,054E
705DATA 3A,B0,F5,38,E9,30,85,D9
,048E
710DATA 85,E2,20,DF,12,A5,D9,18
,040E
715DATA 69,30,A0,09,91,E0,20,83
,0356
720DATA 13,18,A5,DA,20,C2,11,A5
,0342
725DATA D8,95,61,4C,2E,10,A9,59
,035A
730DATA 85,D8,A9,0E,85,D9,A9,00
,041B
735DATA 85,E2,85,E3,A0,00,20,1B
,03AA
740DATA 14,20,E4,FF,C9,91,F0,21
,0482
745DATA C9,1D,F0,32,C9,11,F0,58
,042A
750DATA C9,9D,F0,69,C9,0D,F0,7D
,0502
755DATA 4C,01,14,A0,00,B1,D8,49
,02D3
760DATA 80,91,D8,C8,C0,07,D0,F5
,053D
765DATA 60,A5,E3,C9,00,F0,D2,C6
,0539
770DATA E3,20,1B,14,38,A5,D8,E9
,03D0
775DATA 28,85,D8,4C,FE,13,A5,E2
,0469
780DATA C9,02,F0,BD,E6,E2,20,1B
,047B
785DATA 14,18,A5,D8,69,08,85,D8
,0377
790DATA 4C,FE,13,F0,AC,20,7E,14
,03AB
795DATA 38,A5,D8,E9,28,85,D8,A5
,04C8
800DATA D9,E9,00,85,D9,4C,FE,13
,047D
805DATA A5,E3,C9,02,F0,93,20,1B
,0411
810DATA 14,E6,E3,18,A5,D8,69,28
,0403
815DATA 85,D8,4C,FE,13,A5,E2,C9
,050A
820DATA 00,D0,03,4C,01,14,20,1B
,016F
825DATA 14,C6,E2,38,A5,D8,E9,08
,0462
830DATA 85,D8,4C,FE,13,4C,A1,14
```

```
,03BB
835DATA EA,EA,EA,20,D2,10,4C,EE
,04FA
840DATA 13,20,D2,12,A0,00,98,48
,0297
845DATA 20,E4,FF,F0,FB,C9,30,90
,0577
850DATA F7,C9,3A,B0,F3,AA,68,A8
,0557
855DATA 8A,99,21,0F,91,D8,C8,C0
,0444
860DATA 07,D0,E3,4C,D0,14,03,0F
,02FC
865DATA 0E,14,09,0E,15,05,3F,EA
,017C
870DATA A0,09,B9,C5,14,99,20,0F
,0303
875DATA 88,D0,F7,A0,00,98,A6,E3
,0510
880DATA 18,69,15,CA,10,FA,38,E9
,038B
885DATA 15,A6,E2,18,69,07,CA,10
,02FF
890DATA FA,38,E9,07,AA,A0,00,B1
,041D
895DATA D8,38,E9,30,9D,AE,15,C8
,0451
900DATA E8,C0,07,D0,F2,20,E4,FF
,0574
905DATA F0,FB,C9,59,D0,03,4C,EE
,051A
910DATA 13,A0,00,B9,AE,15,C9,08
,0300
915DATA F0,F7,C9,09,F0,40,85,DA
,0548
920DATA 98,48,20,1C,11,20,E4,FF
,0330
925DATA D0,06,68,A8,C8,4C,19,16
,0329
930DATA 4C,23,16,EA,12,A9,90,8D
,0347
935DATA 19,FF,8D,15,FF,4C,53,11
,0369
940DATA A5,DD,18,69,30,8D,3E,0C
,030A
945DATA A5,DA,18,69,30,8D,66,0C
,032F
950DATA 4C,2E,10,E6,D9,A5,D9,C9
,0490
955DATA 40,B0,01,60,68,68,4C,9B
,0308
960DATA 12,E6,D9,A5,D9,C9,40,B0
,0508
965DATA 01,60,68,68,4C,51,12,A0
,0280
970DATA 09,B9,8E,15,99,21,0F,88
,02B6
975DATA 10,F7,20,E4,FF,C9,45,D0
,04E8
980DATA 03,4C,9B,14,C9,50,D0,F2
,03D9
985DATA 20,D2,10,4C,11,15,10,0C
,0190
990DATA 01,19,2F,05,04,09,14,3F
,00AE
995DATA 20,D2,12,4C,6F,15,20,FF
,02F3
1000DATA 00,A6,DF,CA,D0,FD,60,A
8,0524
1005DATA B9,F0,15,85,DF,60,00,0
0,0382
1010DATA 00,00,00,00,00,00,00,0
0,0000
1015DATA 00,00,00,00,00,00,00,0
0,0000
1020DATA 00,00,00,00,00,00,00,0
0,0000
1025DATA 00,00,00,00,00,00,00,0
0,0000
1030DATA 00,00,00,00,00,00,00,0
0,0000
1035DATA 00,00,00,00,00,00,00,0
0,0000
1040DATA 00,00,00,00,00,00,00,0
0,0000
1045DATA 00,00,00,00,00,00,FF,F
F,01FE
1050DATA 40,33,27,22,1A,17,12,0
D,010C
1055DATA 08,06,A5,C6,C9,40,F0,0
```



```

3,0375
1060DATA 4C,A1,15,AD,A7,10,C9,B
5,03E4
1065DATA F0,F6,C9,BE,F0,F2,C9,C
1,06D9
1070DATA F0,EE,A5,DC,85,D9,4C,A
1,05AA
1075DATA 15,C0,3F,F0,03,4C,13,1
5,027B
1080DATA 4C,9B,12,68,4C,9B,12,0
0,025A

```

## PROGRAM: SAMPLER PT2

```

10AD=2047:L=100
20COLOR0,1,1:COLOR4,1,1:PRINT"[
WHITE][CLEAR]WORKING HARD..."
30CK=0:FORM=0TO7:READ$=D-DEC(D
$):POKEAD+M,D:CK=CK+D:NEXTM
40READCK$:IFCK<>DEC(CK$)THENPRI
NT"DATA ERROR AT LINE:"L:END
50L=L+5:AD=AD+8:IFAD>4030THENCH
AR1,0,23,CHR$(27)+"T":GOTO70
60GOTO 30
70FORM=1TO1000:NEXTM:SCNCLR
80INPUT"ARE YOU USING TAPE OR D
ISC? (T/D)":TX$
90IFTX$="D"THENDV=8:ELSEDV=1
95GOTO 1365
100DATA 55,6F,6F,6F,6F,6F,6F,6F
,035E
105DATA 6F,6F,6F,6F,6F,6F,6F,6F
,0378
110DATA 6F,6F,6F,6F,6F,6F,6F,6F
,0378
115DATA 6F,6F,6F,6F,6F,6F,6F,6F
,0378
120DATA 6F,6F,6F,6F,6F,6F,6F,6F
,0378
125DATA 6F,6F,51,51,51,51,51,6F
,02E2
130DATA 51,51,6F,51,51,6F,6F,6F
,0300
135DATA 6F,51,51,51,51,51,6F,6F
,02E2
140DATA 6F,6F,6F,6F,51,51,51,51
,0300
145DATA 6F,6F,6F,6F,6F,6F,6F,6F
,0378
150DATA 6F,6F,6F,6B,6B,6B,6B,6B
,0364
155DATA 6B,6B,6B,6B,6B,6F,6F,6F
,0364
160DATA 6F,51,51,51,51,51,6F,6F
,02E2
165DATA 6F,6F,6F,6F,6F,6F,6F,6F
,0378
170DATA 6F,6F,6F,6F,6F,6F,6F,6F
,0378
175DATA 6F,6F,6F,6B,6B,6B,6B,6B
,0364
180DATA 6F,6F,6B,6F,6F,6F,6F,6F
,0374
185DATA 6F,6F,6F,6F,6F,6F,6F,6F
,0378
190DATA 6F,6F,6F,6F,7F,7F,7F,7F
,03B8
195DATA 7F,7F,7F,7F,7F,7F,7F,6F
,03E8
200DATA 6F,6F,6F,6B,6B,6B,6B,6B
,0364
205DATA 6B,6B,6B,6B,6B,6F,6F,6F
,0364
210DATA 25,25,25,25,25,25,25,25
,0128
215DATA 25,25,25,6F,7F,7F,7F,7F
,02DA
220DATA 7F,7F,7F,7F,7F,7F,7F,6F
,03E8
225DATA 6F,6F,6F,6B,6B,6B,6B,6B
,0364
230DATA 6B,6B,6B,6F,6F,6F,6F,6F
,036C
235DATA 6F,6F,6F,6F,6F,6F,6F,6F
,0378
240DATA 6F,6F,6F,6F,7F,7F,7F,7F
,03B8

```

```

245DATA 7F,7F,7F,7F,7F,7F,7F,6F
,03E8
250DATA 6F,6F,6F,6B,6B,6B,6B,6B
,0364
255DATA 6B,6B,6B,6B,6B,6F,6F,6F
,0364
260DATA 6F,3B,3B,3B,6F,3B,3B,3B
,0240
265DATA 3B,6F,6F,6F,7F,7F,7F,7F
,0384
270DATA 7F,7F,7F,7F,7F,7F,7F,6F
,03E8
275DATA 6F,6F,6F,6B,6B,6B,6B,6B
,0364
280DATA 6B,6B,6B,6B,6B,6F,6F,6F
,0364
285DATA 6F,3B,3B,3B,3B,3B,3B,3B
,020C
290DATA 6F,6F,6F,6F,7F,7F,7F,7F
,03B8
295DATA 7F,7F,7F,7F,7F,7F,7F,6F
,03E8
300DATA 6F,6F,6F,6B,6B,6B,6B,6B
,0364
305DATA 6B,6B,6B,6B,6B,6F,6F,6F
,0364
310DATA 6F,3B,3B,3B,3B,3B,3B,3B
,020C
315DATA 6F,6F,6F,6F,7F,7F,7F,7F
,03B8
320DATA 7F,7F,7F,7F,7F,7F,7F,6F
,03E8
325DATA 6F,6F,6F,6B,6B,6B,6B,6B
,0364
330DATA 6B,6B,6B,6B,6B,6F,6F,6F
,0364
335DATA 6F,3B,3B,3B,3B,3B,3B,3B
,020C
340DATA 6F,6F,6F,6F,7F,7F,7F,7F
,03B8
345DATA 7F,7F,7F,7F,7F,7F,7F,6F
,03E8
350DATA 6F,6F,6F,6F,6F,6F,6F,6F
,0378
355DATA 6F,6F,6F,6F,6F,6F,6F,6F
,0378
360DATA 6F,3B,3B,3B,3B,3B,3B,3B
,020C
365DATA 3B,3B,6F,6F,7F,7F,7F,7F
,0350
370DATA 7F,7F,7F,7F,7F,7F,7F,6F
,03E8
375DATA 6F,6F,6F,6F,6F,6F,6F,6F
,0378
380DATA 6F,6F,6F,6F,6F,6F,6F,6F
,0378
385DATA 6F,3B,3B,3B,3B,3B,3B,3B
,020C
390DATA 3B,6F,6F,6F,7F,7F,7F,7F
,0384
395DATA 7F,7F,7F,7F,7F,7F,7F,6F
,03E8
400DATA 6F,6F,6F,6F,6F,6F,6F,6F
,0378
405DATA 6F,6F,6F,6F,6F,6F,6F,6F
,0378
410DATA 6F,6F,6F,6F,6F,6F,6F,6F
,0378
415DATA 6F,6F,6F,6F,7F,7F,7F,7F
,03B8
420DATA 7F,7F,7F,7F,7F,7F,7F,6F
,03E8
425DATA 6F,6F,6F,6F,6F,6F,6F,6F
,0378
430DATA 6F,6F,6F,6F,6F,6F,6F,6F
,0378
435DATA 6F,6F,6F,6F,6F,6F,6F,6F
,0378
440DATA 6F,6F,6F,6F,6F,6F,6F,6F
,0378
445DATA 6F,6F,6F,6F,6F,6F,6F,6F
,0378
450DATA 6F,6F,32,32,32,32,32,32
,020A
455DATA 32,32,32,32,32,32,32,32
,0190
460DATA 32,32,32,32,32,32,32,32
,0190
465DATA 6F,6F,6F,6F,6F,6F,6F,6F
,0378

```

```

470DATA 6F,6F,6F,6F,6F,6F,6F,6F
,0378
475DATA 6F,6F,56,56,56,56,56,56
,02E2
480DATA 56,56,56,56,56,56,56,56
,02B0
485DATA 56,56,56,56,56,56,56,56
,02B0
490DATA 56,6F,6F,6F,3B,3B,3B,3B
,028F
495DATA 3B,6F,6F,6F,6F,6F,6F,6F
,0344
500DATA 6F,6F,56,56,56,56,56,56
,02E2
505DATA 56,56,56,56,56,56,56,56
,02B0
510DATA 56,56,56,56,56,56,56,56
,02B0
515DATA 56,6F,6F,6B,3B,3B,3B,3B
,028B
520DATA 3B,3B,3B,3B,6F,6F,6F,6F
,02A8
525DATA 3B,6F,5A,5A,5A,5A,5A,5A
,02C6
530DATA 5A,5A,5A,5A,5A,5A,5A,5A
,02D0
535DATA 5A,5A,5A,5A,5A,5A,5A,5A
,02D0
540DATA 5A,6F,6F,6F,3B,3B,3B,3B
,0293
545DATA 3B,7F,7F,7F,7F,6F,6F,6F
,0384
550DATA 6F,6F,6F,6F,6F,6F,6F,6F
,0378
555DATA 6F,6F,6F,6F,6F,6F,6F,6F
,0378
560DATA 6F,6F,6F,6F,6F,6F,6F,6F
,0378
565DATA 6F,6F,6F,6F,6F,6F,6F,6F
,0378
570DATA 6F,6F,6F,6F,6F,6F,6F,6F
,0378
575DATA 6F,6F,6F,6F,6F,6F,6F,6F
,0378
580DATA 6F,6F,6F,6F,6F,6F,6F,6F
,0378
585DATA 6F,6F,6F,6F,6F,6F,6F,6F
,0378
590DATA 6F,6F,6F,6F,6F,6F,6F,6F
,0378
595DATA 6F,6F,6F,6F,6F,6F,6F,6F
,0378
600DATA 6F,6F,71,71,71,71,71,71
,0384
605DATA 71,71,71,71,71,71,71,71
,0388
610DATA 71,71,71,71,71,71,71,71
,0388
615DATA 71,71,71,71,71,71,71,71
,0388
620DATA 71,71,71,71,71,71,71,6F
,0386
625DATA 6F,6B,71,71,71,71,71,71
,0380
630DATA 71,71,71,71,71,71,71,71
,0388
635DATA 71,71,71,71,71,71,71,71
,0388
640DATA 71,71,71,71,71,71,71,71
,0388
645DATA 71,71,71,71,71,71,71,6B
,0382
650DATA 7F,6F,6F,6F,6F,6F,6F,6F
,0388
655DATA 6F,6F,6F,6F,6F,6F,6F,6F
,0378
660DATA 6F,6F,6F,6F,6F,6F,6F,6F
,0378
665DATA 6F,6F,6F,6F,6F,6F,6F,6F
,0378
670DATA 6F,6F,6F,6F,6F,6F,6F,6F
,0378
675DATA 6F,00,00,00,00,00,00,00
,006F
680DATA 00,00,00,00,00,00,00,00
,0000
685DATA 00,00,00,00,00,00,00,00
,0000
690DATA 00,00,00,00,00,00,00,00
,0000

```





```

695DATA 00,00,00,00,00,00,00,00
0000
700DATA 00,00,00,00,00,00,00,00
0000
705DATA 00,00,00,00,00,00,00,00
0000
710DATA 00,00,00,00,00,00,00,00
0000
715DATA 00,00,00,00,00,00,00,00
0000
720DATA 00,00,00,00,00,00,00,00
0000
725DATA 00,7F,7F,80,80,7F,7F,80
037C
730DATA 80,7F,7F,80,80,7F,7F,80
03FC
735DATA 80,7F,7F,80,80,7F,7F,80
03FC
740DATA 80,55,40,40,40,40,40,40
0255
745DATA 40,40,40,40,40,40,40,49
0209
750DATA 55,40,40,40,40,40,40,40
0215
755DATA 40,40,49,55,40,40,40,40
021E
760DATA 40,40,40,40,40,40,40,49
0209
765DATA 20,5D,93,8F,95,8E,84,20
0366
770DATA 93,82,20,85,82,20,20,5D
02D9
775DATA 5D,93,90,85,85,84,3A,39
0381
780DATA 20,20,5D,5D,8D,8F,84,85
031F
785DATA 20,20,20,20,20,20,20,5D
013D
790DATA 20,5D,20,30,2E,2E,2E,2E
0185
795DATA 30,30,2E,33,39,20,20,5D
0197
800DATA 5D,93,8F,95,8E,84,3A,30
0390
805DATA 20,20,5D,5D,20,20,20,20
017A
810DATA 20,20,20,20,20,20,20,5D
013D
815DATA 20,5D,20,31,2E,2E,2E,2E
0186
820DATA 30,30,2E,33,39,20,20,5D
0197
825DATA 4A,40,40,40,40,40,40,40
020A
830DATA 40,40,4B,5D,13,10,05,05
0155
835DATA 04,20,20,20,20,20,20,5D
0121
840DATA 20,5D,60,32,2E,2E,2E,2E
01C7
845DATA 30,30,2E,33,39,20,20,5D
0197
850DATA 02,19,20,07,01,12,19,20
008E
855DATA 06,12,19,5D,02,01,03,0B
009F
860DATA 17,01,12,04,20,20,20,5D
00EB
865DATA 20,5D,20,33,2E,2E,2E,2E
0188
870DATA 30,30,2E,33,39,20,20,5D
0197
875DATA 55,40,40,40,40,40,40,40
0215
880DATA 40,40,49,5D,17,09,10,05
015B
885DATA 20,20,20,20,20,20,20,5D
013D
890DATA 20,5D,20,34,2E,2E,2E,2E
0189
895DATA 30,30,2E,33,39,20,20,5D
0197
900DATA 5D,15,13,05,20,83,92,93
0252
905DATA 92,20,5D,5D,0F,12,07,01
0195
910DATA 0E,20,20,20,20,20,20,5D
012B
915DATA 20,5D,20,35,2E,2E,2E,2E
018A

```

```

920DATA 30,30,2E,33,39,20,20,5D
0197
925DATA 5D,0B,05,19,13,20,14,0F
00DC
930DATA 20,20,5D,5D,10,0C,01,19
0130
935DATA 20,20,20,20,20,20,20,5D
013D
940DATA 20,5D,20,36,2E,2E,2E,2E
018B
945DATA 30,30,2E,33,39,20,20,5D
0197
950DATA 5D,13,05,0C,05,03,14,20
00BD
955DATA 20,20,5D,5D,12,05,03,0F
0123
960DATA 12,04,20,20,20,20,20,5D
0113
965DATA 20,5D,20,37,2E,2E,2E,2E
018C
970DATA 30,30,2E,33,39,20,20,5D
0197
975DATA 5D,03,08,0F,09,03,05,2C
00B4
980DATA 20,20,5D,5D,0F,10,14,09
0136
985DATA 0F,0E,13,20,20,20,20,5D
010D
990DATA 20,5D,20,20,20,20,20,20
013D
995DATA 20,20,20,20,20,20,20,5D
013D
1000DATA 5D,92,85,94,95,92,8E,2
03DD
1005DATA 14,0F,5D,5D,13,05,11,1
5,011B
1010DATA 05,0E,03,05,20,20,20,5
D,00D8
1015DATA 20,5D,0D,09,0E,3D,30,2
C,013A
1020DATA 0D,01,18,3D,33,39,20,5
D,014C
1025DATA 5D,03,0F,0E,06,09,12,0
D,00AB
1030DATA 2E,20,5D,5D,10,0C,01,1
9,013E
1035DATA 20,13,0F,15,0E,04,13,5
D,00D9
1040DATA 20,4A,40,40,40,40,40,4
0,01EA
1045DATA 40,40,40,40,40,40,40,4
B,020B
1050DATA 4A,40,40,40,40,40,40,4
0,020A
1055DATA 40,40,4B,5D,14,05,13,1
4,0168
1060DATA 20,20,20,20,20,20,20,5
D,013D
1065DATA 20,55,40,40,40,40,40,4
0,01F5
1070DATA 40,40,40,40,40,40,40,4
0,0200
1075DATA 40,40,40,40,40,40,40,4
0,0200
1080DATA 40,40,49,4A,40,40,40,4
0,0213
1085DATA 40,40,40,40,40,40,40,4
B,020B
1090DATA 20,5D,20,38,2D,0C,0F,0
F,012C
1095DATA 10,20,14,0F,20,13,14,0
1,009B
1100DATA 12,14,2C,39,20,05,0E,0
4,00C2
1105DATA 20,20,5D,55,40,40,40,4
0,01F2
1110DATA 40,40,40,40,40,40,40,4
9,0209
1115DATA 20,5D,30,30,30,30,30,3
0,019D
1120DATA 30,20,30,30,30,30,30,3
0,0170
1125DATA 30,20,30,30,30,30,30,3
0,0170
1130DATA 30,20,5D,5D,8F,92,87,8
1,0333
1135DATA 8E,20,20,20,20,20,20,5
D,01AB
1140DATA 20,5D,30,30,30,30,30,3
0,019D

```

```


1145DATA 30,20,30,30,30,30,30,3
0,0170
1150DATA 30,20,30,30,30,30,30,3
0,0170
1155DATA 30,20,5D,5D,0B,05,19,1
3,0146
1160DATA 20,31,2D,39,20,20,20,5
D,0174
1165DATA 20,5D,30,30,30,30,30,3
0,019D
1170DATA 30,20,30,30,30,30,30,3
0,0170
1175DATA 30,20,30,30,30,30,30,3
0,0170
1180DATA 30,20,5D,5D,30,20,14,0
F,017D
1185DATA 20,05,18,09,14,20,20,5
D,00F7
1190DATA 20,4A,40,40,40,40,40,4
0,01EA
1195DATA 40,40,40,40,40,40,40,4
0,0200
1200DATA 40,40,40,40,40,40,40,4
0,0200
1205DATA 40,40,4B,4A,40,40,40,4
0,0215
1210DATA 40,40,40,40,40,40,40,4
B,020B
1215DATA 20,55,40,40,40,40,40,4
0,01F5
1220DATA 40,40,40,40,40,40,40,4
0,0200
1225DATA 40,40,40,40,40,40,40,4
0,0200
1230DATA 40,40,40,40,40,40,40,4
0,0200
1235DATA 40,40,40,40,40,40,40,4
9,0209
1240DATA 20,5D,13,0F,15,0E,04,2
0,00E6
1245DATA 13,01,0D,10,0C,05,12,2
0,0074
1250DATA 02,19,20,07,01,12,19,2
0,008E
1255DATA 06,12,19,20,01,15,07,1
5,0083
1260DATA 13,14,20,31,39,38,36,5
D,017C
1265DATA 20,5D,93,8F,95,8E,84,A
0,03E6
1270DATA 93,81,8D,90,8C,85,92,A
0,0474
1275DATA 86,8F,92,A0,99,8F,95,9
2,0496
1280DATA A0,83,8F,8D,8D,8F,84,8
F,046E
1285DATA 92,85,A0,B1,B9,B8,B6,5
D,04EC
1290DATA 20,4A,40,40,40,40,40,4
0,01EA
1295DATA 40,40,40,40,40,40,40,4
0,0200
1300DATA 40,40,40,40,40,40,40,4
0,0200
1305DATA 40,40,40,40,40,40,40,4
0,0200
1310DATA 40,40,40,40,40,40,40,4
B,020B
1315DATA 20,20,20,20,20,20,20,2
0,0100
1365AD=1536:L=1400:RESTORE 1400
1370CK=0:FORM=0T07:READD$:D=DEC
(D$):POKEAD+M,D:CK=CK+D:NEXTM:RE
ADCK$
1375IFCK<>DEC(CK$)THENPRINT"[HO
ME2]DATA ERROR AT LINE:"L:END
1380L=L+5:AD=AD+8:IFL=1420THEN1
390
1385GOTO1370
1390POKE1539,DV:CHAR1,0,23,CHR$
(27)+"T"
1395SYS1536:END
1400DATA A9,01,A2,08,A0,01,20,B
A,02CF
1405DATA FF,A9,04,A2,1C,A0,06,2
0,0330
1410DATA BD,FF,A9,00,85,D8,A9,0
8,0473
1415DATA 20,D8,FF,60,53,43,52,4
E,038D

```



# Your key to communications!

SPECIAL OFFER — FREE MODEM WITH YOUR FIRST YEARS SUBSCRIPTION



## PRESTEL

PRESTEL is a trademark of British Telecommunications

*Micronet 800-*  
*The ultimate peripheral*

Micronet 800  
8 Herbal Hill, London EC1R 5EJ  
Telephone: 01-278 3143

FREE Electronic Mail . . . International  
Telex . . . 10 National Chatlines (Interactive  
Bulletin Boards) . . . 70,000 users across the  
UK . . . Teleshopping . . . Multi-User  
Interactive Strategy Games

Instant computer news . . . Hardware and  
software reviews . . . Technical features . . .  
Hints and tips . . . On-line business advice  
and features

FREE and discounted quality software to  
download direct to your micro — **24 hours a  
day**

300,000 pages of information on the huge  
Prestel database

## for just 20p a day

To: Micronet 800, 8 Herbal Hill, London EC1  
Please send me a brochure on Micronet 800

Name \_\_\_\_\_

Address \_\_\_\_\_

\_\_\_\_\_ Telephone No \_\_\_\_\_

Age \_\_\_\_\_ Micro \_\_\_\_\_

Y-COM 11/86



# Extended Basic

*Paul Eves presents a Basic extension that adds 27 useful commands to the C64's extremely limited Basic.*

**B**asic Version 2.0 as supplied on the C64 is very limiting. No instructions are provided to help you with such things as getting a directory from your disk drive, merging two programs together or even renumbering your program.

The extended Basic given away free with this month's issue of Your Commodore changes all that. A total of 27 new commands have been added that you will no doubt find invaluable in your day to day programming.

To use the program simply position the cassette in your cassette recorder and type LOAD "EXBAS" and press RETURN. Once the program has finished loading it will announce itself and it will be ready for use.

## General Toolkit Commands

Toolkit or program development commands are probably the greatest missed form of instruction on the C64. How many times have you written a Basic program that the line numbers went in the order 10,12,13,17,20, etc. Wouldn't a RENUMBER command make life a lot easier, well now you've got one as well as many more of this type of command.

Should you want to renumber your programs then you can now use the RENUM command this has the following format:

RENUMx,y,z

Where x is the line number where the renumber should start. If x is 0 then the whole program is renumbered. y is the new increment for the lines. If y was 10 then the lines would step up in tens, if it was 15 then the line numbers would be 15 apart.

z is the new start line. This is the

line number that the first line to be renumbered should be replaced with.

For example: RENUM0,3,5 will renumber the whole of the program with an increment of 3 and a start line number of 5.

The AUTO command will automatically generate line numbers for you. Enter the command AUTO 10,10 and you will be prompted with the line number 10. Finish typing in that line press RETURN and line 20 pops up as if by magic. If you would rather have your program starting at line 100 and going up in steps of 20 then you would simply enter the command AUTO 100,20. When you want to quit this command simply press RETURN on a line with just the number and no text on it.

Once you have finished writing your latest Basic masterpiece there are bound to be program lines that are no longer needed. That's an easy one you say, simply type the number of the line that you want to delete and it will be erased. That's OK, but what if you wanted to delete 20, 30 or even 100 lines? This would obviously take quite a while if you were to enter each of the numbers individually. Well the DEL command comes to your rescue. This command allows a block of program to be deleted. The command 'DEL number, would delete all lines from 'number' onwards. For example, 'DEL 1000, would delete all lines from 1000 onwards. If you wanted to erase a block of code in the middle of the program you would use the command in the form 'DEL number 1,number 2'. This will delete all lines from line number 'number 1' to line number 'number 2'.

When you come to testing a program it is often useful to see exactly what variables have been set up and what their values are. This is extremely

useful if your program has crashed with an error and you are trying to find out why. The command DUMP will print out the name and value of all variables that have been set up by the program. NOTE: the program must have been RUN first or the variables will not have been set up.

The function keys on the C64 have always been a little bit of a mysterious beast. Unlike those on the BBC and other computers you can't actually program them. Well now you can with the KEY command. This command is extremely powerful as it allows you to store, in each of the function keys, a text string. For example you may want the key F1 to cause your program to be renumbered. Well you can now store the Extended Basic word 'RENUM' in this key. The command can take two forms:

KEY by itself will print out a list of all of the function keys and the text that is stored with them.

KEY number, "text" will assign a given string to the numbered key.

If you wish to use a space in your text you must enter it as a shifted space, i.e. pres shift and the spacebar. RETURNS can be entered by placing the back arrow at the end of your text.

For example let's assume that you wanted to put the keyword list on key 4 and you wanted a RETURN at the end so that the command was executed, you would use the following command:

KEY4, "LIST<"

NOTE: any of the above commands will enable the function keys if you have turned them off.

Should you wish to turn off the function keys then you should simply enter the command OFF.

When typing in your program it is always useful to know how much



memory you have left. MEM will display the amount of Basic memory available at any time.

After spending much time at the keyboard there is nothing more frustrating to find that you typed the NEW command and wiped out your program without SAVEing it first. Don't worry the program is still in memory and the OLD command will bring it back for you.

When you come to checking your programs there are two commands that are invaluable. The first of these is the LIST command. Yes there is one on the C64, but have you tried to read a listing as it zips off the top of the screen? Well LIST can be modified so that pressing the SHIFT key will pause the list. NOTE pressing down SHIFT LOCK will pause the listing until it is released. To initiate this modification you simply enter the PAUSEA command.

The second useful command is the TRACE function. This command allows you to slowly step through a program one line at a time, the line number being operated on being displayed on the screen. The TRACE command takes the following format:

TRACE

You must press the space bar to activate the next line, while in trace model. Hitting a numeric key will alter the speed of the trace.

When you have finished with your trace you must turn it off with the TROFF command.

## Using a Drive

If you own a Commodore disk drive you will no doubt find it extremely annoying that you can't look at a directory of a disk without LOADING it into memory and overwriting the program that is there. Well now you can use the DIR command which will display the directory of the disk on the screen without destroying the program. The syntax for this command is:

DIRx

where x is either 0 or 1. The 0 and 1 represent the drive numbers. A number must always be present, if you have a single drive then you must use DIRO.

If you should ever have a disk drive error you can read the error channel

with the DERR command. This will display on screen the current disk drive status.

Sending commands to the disk drive has also been made a lot easier with the DISK command. This command takes the form:

DISK "command:string, string,etc"

where command is one of the disk commands and the strings are as associated with the command. For example: DISK "S:PROG1,PROG2" will delete the two programs from the disk.

DISK "V" will perform a validate command.

## Playing With Numbers

When developing a program it is quite useful to be able to transfer numbers from one base to another. This Basic provides commands for Binary and Hexadecimal conversion.

### B-D number

This command converts an eight bit binary number into two decimal numbers, shown as low byte/high byte. Any number of conversions can be catered for, providing that each set of digits are separated by a comma. For example the command:

B-D 11001100,10101010

would give the following results:

204/52224, 170/43520

NOTE: the syntax is the same for all conversions.

### D-B number

Conversion between decimal and binary is possible with this command. The decimal number must be in the range 0 to 65535. The binary equivalent is printed as a 16 bit binary number. For example:

D-B 32768

prints the result:

10000000 00000000

### D-H Number

Conversion from decimal to hex is possible with this command. The decimal number must be in the same range as the above command.

The H-D command has the opposite effect to the above command and will change a hexadecimal number to decimal. NOTE do not use a \$ before the hexadecimal number.

## Program Manipulation

If you do a lot of programming it is very handy to have a large number of commonly used subroutines stored on disk or cassette. For example you may have a collection of special input routines, routines to read the joystick port, etc. On a standard C64 the only way to get these programs on to the end of a program was to type them in again. Two new commands will save you from this trouble, these are APP and MERGE.

Let's say that you have a program on disk that has the form

```
15 PRINT "THERE"
25 PRINT "THERE"
```

and you had a program in memory that looked like this:

```
10 PRINT "HELLO"
20 PRINT "HELLO"
```

You can stick the program that is on disk on to the end of the one in memory with the APP (append) command. The format for this command is quite simply:

APP "programe",device.

If your program on disk was called "test" then you would enter the command:

APP "test",8

this would leave the program in memory looking like this:

```
10 PRINT "HELLO"
20 PRINT "HELLO"
15 PRINT "THERE"
25 PRINT "THERE"
```

As you can see it will be necessary to use the renumber command to get the program lines in the correct numerical order.

The APP command simply adds one program on to the end of the other. The MERGE command is a little more powerful as it will stick together the two programs in such a way as the new program lines are added to the old program in their correct position. NOTE: if the two programs have the



same line numbers then the new program lines will overwrite the old.

If we look at our previous example and give the command:

MERGE "test",8

then you will get the following result

```
10 PRINT "HELLO"
15 PRINT "THERE"
20 PRINT "HELLO"
25 PRINT "THERE"
```

no doubt you can see the difference.

## Playing With Memory

Quite often when writing programs it is necessary to save a block of memory to tape or disk. The C64 has no commands available to do this so you must resort to POKEing memory. This gets a little Messy and confusing. The MLOAD,MSAVE and MVERIFY commands will rectify this.

MLOAD takes the following format:

MLOAD "program",dev,l,sa

and allows you to LOAD a program into any area of memory. 'dev' is the number of the device that you want to

LOAD from and 'sa' is the address where you want the LOAD to start from.

MSAVE allows you to SAVE a section of memory to the specified device it has the form:

MSAVE "name", dev,l,sa,fa+1

where 'sa' is the start address for the SAVE and 'fa' is the end address. DON'T forget to add one on to this.

If you should ever use machine code then it is quite useful to be able to set where in memory you want your Basic program to start. It is also useful to be able to set the top limit for your program as well. These functions can both be performed by POKEs, however the HI and LO commands make this much easier.

HI address

will set the Top of memory to 'address' and

LO address

will set the bottom of memory to 'address'.

## Program Readability

Commodore programs are not exactly well known for their legibility, as you are no doubt aware they have lots of graphics symbols in them for things like clearing the screen etc. The CODE command will turn any graphics symbols into mnemonics that represent the code that is being used. For example a graphic hart which is found by pressing shift S would be represented by [G>S] which means graphic (G) shift (>) and S.

To use the command you must have the program to be changed in memory and then enter the command CODE.

NOTE: once this command has been issued you will not be able to use the program again, except for listings, etc, so make sure that you have saved a copy of the program onto disk or cassette.

## Leaving Extended Basic

Provision has been made in case you should ever want to quit from the Basic and return to standard C64 Basic. Simply type the word QUIT and everything will be back to normal. VC

• CBM 64 AND 128 •
• TRANSFER ALL MAJOR TURBOS •
• AUTOMATIC •
• NO USER KNOWLEDGE •

# DOSOFT'S BACKUP BREAKTHROUGH

# SHATTERS PRICES AS WELL

## FIRST TAPE, THEN DISK, NOW CARTRIDGE!



**NEW! NEW!**  
**Action Replay Cartridge 2**

This is the one you have been waiting for! Designed and produced by Datel, using the programming skill of DoSoft, the new Action Replay Cartridge Mark Two is really two cartridges in one. Completely self-contained, it gives you almost total back-up capability, and often disk drive owners a superb fast loader—all independent of computer memory. Just see what it can do for you!

- Freezes the action on your computer at the touch of a button at any time
- Works with both Disk and Tape
- Backups reload at Turbo speed without cartridge
- Built in reset switch
- No screen blanking during load
- Handles programs which load in several stages
- Backs up Multi-Stage programs to Disk
- Special compacting techniques save Disk space
- Three or more programs per disk side
- Unique Code Inspector allows you to look at whole memory, including program, registers, etc.
- Saves high-res screen pictures—you select format
- No other software necessary
- No user knowledge

We have tested literally hundreds of games—including the latest titles—and have yet to find one which will not transfer. We think that Action Replay Mark Two has more features at a better price than any other cartridge. See for yourself.

**£24.99**

Action Replay Mark Two cartridge also available from Datel Electronics.

**MegaTransfer Disk V 4.0**

The one the others try to follow! MegaTransfer 4.0 is vastly extended over previous editions and will back up programs that no other utility can handle. And now it's at a price you can't afford to miss.

- Backs up all major Turbo Systems
- General purpose routines for Nova, Burner, Visload, Flash, early and recent Pavloaders, and more
- A collection of specific routines for individually protected programs, including Multi-Stage games
- Transfers programs which won't normally load with Disk Drive
- Economical use of Disk space
- Program identifier
- Diskus 1.2 makes backup of ordinary programs so simple
- Improved Disk TurboLoader speeds your regular software. This just has to be the most capable, best value back-up software on disk for only

**£12.50**

**SAVE! SAVE! SAVE!**

**MegaTape SuperValue**

So simple to operate, our famous Tape-to-Tape Utility for one Datasette requires no additional hardware. MegaTape also features DoSoft's RBS Plus TurboTape converter.

- No user knowledge required
- Backs up major Turbo Systems
- Vast collection of specific routines to handle most TurboLoad games
- Often increases loading speed
- VisiScreen Striped TurboLoader
- RBS Plus converts ordinary programs to load at SEVEN times normal rate

A must for heavy tape users it is a real bargain

**£7.50**

**3M Disks at Low Prices**

Top class 3M branded Disks at low, low prices.

- 553DD 744D-0, suitable for all 5 1/4" drives
- Complete with labels and write protect tabs
- Tough Tyvac spun acrylic sleeves
- FREE High Impact Plastic Storage Box (worth £2.75)

Our inclusive price is just £11.95 per box of ten. No extras. No catches. This is the price you pay.

**£11.95**

UK POST FREE

All DoSoft's programs are unprotected for your convenience. DoSoft customers will receive details of future updates and can buy new DoSoft Programs at advantageous prices.

Action Replay Mark Two carries a twelve month replacement guarantee against mechanical failure of the device.

**MegaUtility Disk V4.0**

Lots of really useful programs, designed to make your programming life easier.

- Programmer's TurboDisk Utility: fast load, save, verify; display start and end addresses; easy DOS commands and more
- New AlphaLoad Disk TurboLoader: no menu required; no separate load required; much improved version
- Whole Disk Copier (THREE minutes)
- Turbo File Copy at five times normal speed
- Nibble Disk Copy backs up most protected disks in just five minutes
- Fast format
- Disk to Tape Plus
- Tremendous value at only

**£12.50**

**SAVE! SAVE! SAVE!**

**The DoSoft Collection**

A special offer comprising MegaTransfer, MegaUtility, MegaTape and Prosprite sprite editor/library on one disk (usually £32.50) together with 10 FREE Disks and Storage Box (worth £11.95) for our

**£24.99**

How's that for value!

**MONEYSAVING OFFER!**

# DoSoft

**You'll Do it Better with DoSoft**

• FAST DISK UTILITIES •
• LOADERS •
• 3-MIN DISK COPY •
• FAST DISK FILE COPY •
• FAST FORMAT •



# The Newsroom

Design your own newspapers with this package from Ariolasoft.

By Stuart Cooke.



Writing and publishing your own newspaper is something that many people will have tried. Their first entry into the world of journalism may have been a school magazine, a paper for their club or even the local church magazine. There's no doubting it there's a little bit of the 'Rupert Murdoch's' in all of us.

The newsroom, one of the latest releases from Ariolasoft, brings the world of electronic publishing to your C64 computer.

Basically the program turns your computer into a complete printing operation. At your disposal you have the 'Photo Lab' where you can generate any photographs that are required to accompany your text. The 'Banner' studio allows you to design the headline for your paper, at the 'Copy desk' you can write your stories, the 'Layout' area allows you to design your paper and at last you can print it with the 'Press'.

One further and extremely interesting feature is the 'Wire Service'. This allows you to use your computer together with a modem to swap stories with other people, down the phone line. Unfortunately this option uses the Commodore built in RS232 interface so is unsuitable for use with the Commodore Modem sold over here for use with Compunet. However, if you do have access to an RS232 modem you could no doubt have great fun swapping stories with friends. Unfortunately due to the fact that I didn't have a modem available this couldn't be tested.

## Using the program

Newsroom is extremely easy to use as it is mainly menu driven. You can use joystick, Koalpad or the keyboard to select information, though obviously the keyboard must be used for entering text.

The first screen upon loading is a shot of the whole 'factory'. Selecting the option that you require is simply a matter of high-lighting the correct



area and commencing work. When entering text the C64

performs all the formatting of the text. This means that you don't have to worry about where your text breaks at the ends of lines, or layout around pictures. However, as the text around the previous picture shows the breaks may not be exactly where you want them.

As previously stated all operations within the program are selected from menus. These take the form of a number of icons, or pictures, down the side of your square work area. The pencil for example will bring up the drawing functions, the camera takes a photograph etc. In fact the program is really easy to use. The only really annoying thing about the program is the number of times that it is necessary to swap disks, just about every operation within the program requires a swap of the disks. It would have been nice to see a dual drive option for those people who have two drives, this would certainly have reduced the amount of swapping required.

I have already stated that your work area is a square upon the screen. This may seem a little strange when you think of how a paper looks but it does make sense once you understand how you lay the paper out. The newspaper is made up of a number of panels, the squares, all stuck together. This page is actually made up of two columns of three panels plus a banner across the top. As I said once you understand how the structure of the paper works it is extremely easy to follow. You don't have to make your stories etc. fit over exactly one panel. In fact this line is the start of a new panel.

## Taking a Photo


Perhaps calling the pictures that are included with your text 'photographs' is a little bit of a cheat, since they are actually drawings. Over 600 pieces of art are included with the program on a double sided disk.



Thankfully the back of the manual shows you every piece of art available. As can be seen from the pictures



included with this article there are quite a variety available. You are not stuck with using just the pictures supplied with the program, the graphics option offers a large range of graphics commands including various fills, boxes etc. With this you can design your own pictures or simply alter the existing ones. The picture above is actually made from a picture of a mouse hole and a picture of a cat, both supplied on disk. The walls were then added using the graphics option. Obviously within this review the pictures are only there to illustrate what the program can do. When writing your own newspaper the pictures should of course complement the story that you are writing. For example the following picture could be used to illustrate a story about a road accident.



In fact the pictures, or photos, are only limited by your imagination and artistic ability. If like me your artistic ability extends as far as extremely badly drawn matchstick men then I'm sure that the 800 plus pieces of art included with the package will come in very handy.

## The Copy Desk

This is where you actually sit down and write your text. Within each of the panels you can use two type faces. Available for use are small and large serif, small and large sans serif and large english. So far all text within this review has been produced with the Serif face. The headline and text in this panel is in the Sans Serif face. The difference between the two is fairly obvious. If you are interested this magazine is printed in a serif face. The final face, English, is only available in large size and is thus suitable mainly for headlines. The next subhead uses this face so that you can see what it looks like.

As I have said the program handles all of the formatting of the text, even around pictures. If you do want to include a picture in a panel it is a good idea to load it in before you start writing so that you can position it where you require it. This means that you can see exactly how much room is left for text. As this picture demonstrates the program actually acts as though there is a square around the picture. You actually crop this square yourself in the photo option. This means that even though there may be a lot of white space around the picture the program will not let you use it. This doesn't matter too much if you are careful about where you place your picture and how you crop it. Careless design can lead to wasted space.



## Designing a head

The Banner option allows you to design the masthead, or title, that is to go at the top of your paper. As with the copy option pictures can be included here as well as text. The main differences between this and the copy option is that the Masthead is obviously a lot wider and you don't have to take a photo of artwork being used. All artwork can be either designed yourself with a graphics option, the same as with photos, and artwork can be chosen from the range available on the clip-art disk. The design of your masthead is therefore totally at your control. For the head of this piece I simply chose a piece that suits most peoples ideas of a journalist.

## Laying it all out

Design of your newspaper is obviously extremely important. After all if people don't like the way your paper looks they probably will not read it. The Layout option is where you actually place all of the panels that you have designed in some sort of order. The structure of your actual paper can take one of four formats:

- 8 1/2 \* 11 inches with banner.
- 8 1/2 \* 11 inches without banner.
- 8 1/2 \* 14 inches with banner.
- 8 1/2 \* 14 inches without banner.

In producing this review I have used both of the first two options. The first page made up of a banner plus three panels. The second is made up of four panels per column. The actual positioning of your stories is important since you need to give the reader the best possible effect.

## Printing Press

Printing your paper should pose no problems. Numerous printers and interfaces are catered for including the whole Epson range. This is probably the first package that I have used that has an option for my Prowriter printer, usually I have to go through an expensive interface. It is worth pointing out that the interfaces catered for are American, so this may cause a few problems. It is worth noting that the Cardco interface is available from Ariolasoft.

Within the printing press you have the facility to print out pictures, panels, banners and complete pages. This review, done completely with newsroom, gives some idea of what the output looks like.

## Final thoughts



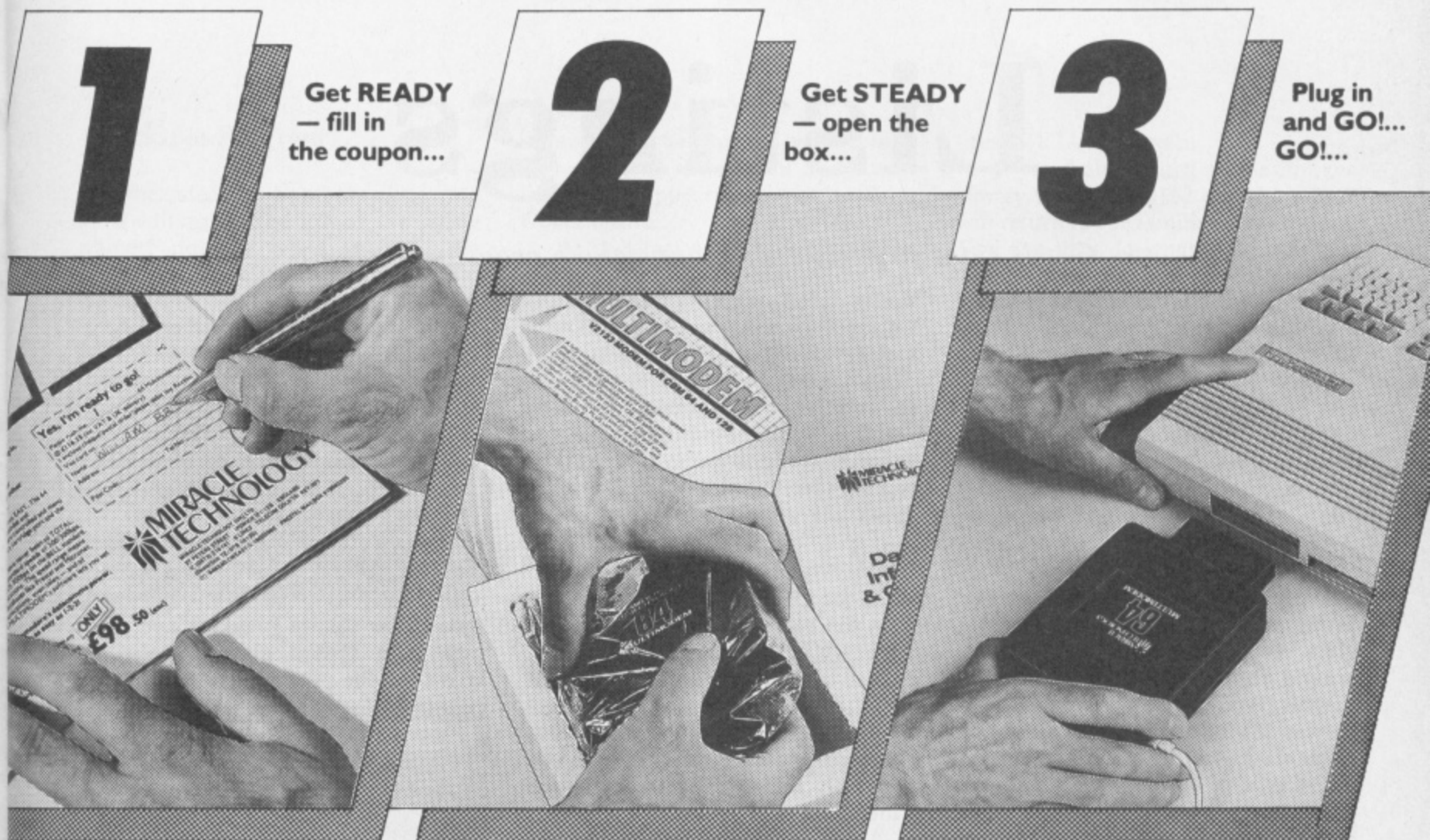
I don't think that I have ever had so much fun writing a review as I did with this one. If you own or have access to a printer then this program is a must.

## Touchline

Program: The Newsroom. Machine: C64. Price: 39.99. Supplier: Ariolasoft



# HOW TO IMPROVE YOUR COMMODORE IN 3 STAGES



**GO! with the 64 MULTIMODEM — the only plug-in, multi-standard modem in Britain for your Commodore 64 or 128.**

**The amazing 64 MULTIMODEM gives your Commodore much much more than any other modem, and at an incredibly low price.**

Datacomms for your Commodore have never been so EASY. The 64 MULTIMODEM does it all for you. With autodial and autoanswer, 64 MULTIMODEM is software controlled and menu driven. Just plug in to your Commodore's cartridge port and the phone line, and switch on!

Datacomms for your Commodore have never been so TOTAL. 64 MULTIMODEM gives CCITT standard speeds of 300/300bps, 1200/75bps and 75/1200bps PLUS 300bps on the BELL standard, for really world-wide communications. This speed range means access to a huge number of databases like Prestel and Micronet, and e-mail, user-user communications, even telex — and of course bulletin boards (64 MULTIMODEM's software lets you set up your OWN, too!).

**So, to improve your Commodore's datacomms power, fill in the coupon today. It's as easy as 1-2-3!**

"At the price, the 64 Multimodem offers more than any previously available Commodore Modem... it will undoubtedly rank high, if not top of any self respecting Commodore user's shopping list."

Ken McMahon, Commodore User.

**ONLY**  
**£98.50 (exc)**

**Yes, I'm ready to go!**

Please rush me.....64 Multimodem(s)

@ £116.15 (inc VAT & UK delivery)

I enclose cheque/postal order/please debit my Access/  
Visa card no. \_\_\_\_\_

Name \_\_\_\_\_

Address \_\_\_\_\_

Post Code \_\_\_\_\_ Tel No. \_\_\_\_\_

\*APPROVED  
for use with  
telecommunications  
systems run by British  
Telecommunications  
in accordance with  
the conditions in the  
instructions  
for use

**MIRACLE TECHNOLOGY**

MIRACLE TECHNOLOGY (UK) LTD

ST PETERS STREET IPSWICH IP1 1XB ENGLAND

(0473) 216141 6 LINES TELECOM GOLD 79: KEY 001

(Dealerlink 72: DTB 10135)

(\*) 946240 CWEASY G 19002985 PRESTEL MAILBOX 919992265





# Listings

*Get it right first time with our deluxe program system  
for the C64.*

**Y**ou may have noticed that our listings are free of those horrible little black blobs which send you searching around the keyboard for a suitable graphic symbol. You may also have noticed the funny numbers by the side of each line of the listing. Fret no more, it's all part of our easy entry aid.

Instead of those nasty graphics and rows of countless spaces in PRINT statements and strings we use a special coding system. The code, or mnemonic, is always contained in square brackets and you'll soon learn to decipher their meanings.

For example, [SA] would mean type in a Shifted A, or an ace of spades in layman's terms, and [SA10] would mean a row of ten of these symbols.

[S+2] means hold down the shift key and press the plus key twice. It doesn't take a great leap of logic to realise that [C+2] means exactly the same thing except that the Commodore key (bottom left of the keyboard) is held down instead of the shift key.

If more than two spaces appear in a statement then this will be printed as [SPC4] or, exceptionally, [SSPC4]. Translated into English this means press the spacebar four times or in the latter case hold the shift key down while you do it.

A string of special characters could appear as:

[CTRL N, DOWN2, LEFT5, BLUE, F3, C3]

This would be achieved by holding

down the CTRL key as you press N, press the cursor key down twice, the cursor left key five times, press the key marked BLUE while holding down the CTRL key, press the F3 key and, finally hold the Commodore key down while pressing the number two key (C2 would of course make the computer print in brown).

Always remember that you should only have a row of graphics characters on your screen with no square brackets and no commas, unless something like this appears:

[SS],[C\*]

In this case the two characters should have a comma between them.

On rare occasions [REV T] will appear in a listing. This is a delete symbol and is created by entering the line up to this mnemonic. Then type a closing quotation mark (SHIFT & 2) and delete it. This gets the computer out of quotes mode. Hold down CTRL and press the number nine key (RVSON), type the relevant number of reversed T's and then hold down CTRL and press zero (RVSOFF). Next type another quotation mark and delete it again. Now finish the line and press RETURN.

A list of these special cases is given in the table but remember that only one of these mnemonics will appear outside of a PRINT string: the symbol for pi. This may appear when its value is needed in a calculation so this may look something like:

:CC=2\*[PI]\*R:

Ignore the square brackets and just type in a shifted upward pointing arrow (ie. the pi symbol).

## PROGRAM: SYNTAX CHECKER

```
5 REM * YOUR COMMODORE SYNTAX CH
  ECKER *
10 BL=10 :LN=50 :SA=49152
20 FOR L=0 TO BL:GX=0:FOR D=0 TO
  15:READ A:GX=GX+A:POKE SA+L*16+
  D,A:NEXT D
30 READ A:IF A>GX THENPRINT"ERR
  OR IN LINE":LN+(L*10):STOP
40 NEXT L:SYS 49152
50 DATA 173,5,3,201,165,208,31,1
  20,169,9,141,32,208,141,33,208,1
  847
60 DATA 169,7,141,134,2,169,13,3
  2,210,255,169,64,141,4,3,169,168
  2
70 DATA 192,141,5,3,88,96,120,16
  9,124,141,4,3,169,165,141,5,1566
80 DATA 3,169,14,141,134,2,141,3
  2,208,169,6,141,33,208,88,96,158
  5
90 DATA 32,124,165,72,138,72,152
  ,72,162,0,165,20,133,254,165,21,
  1747
100 DATA 24,101,254,133,254,189,
  0,2,240,18,69,254,133,254,232,18
  9,2346
110 DATA 0,2,240,8,24,101,254,13
  3,254,232,208,232,169,1,141,134,
  2134
120 DATA 2,164,214,132,253,136,1
  36,165,254,74,74,74,74,32,161,19
  2,2137
130 DATA 32,210,255,165,254,41,1
  5,32,161,192,32,210,255,169,13,3
  2,2068
140 DATA 210,255,169,7,141,134,2
  ,164,253,132,214,104,168,104,170
  ,104,2331
150 DATA 96,24,105,48,201,58,16,
  1,96,24,105,7,0,0,0,0,781
```

by Eric Doyle



## Checksum Program

The hexadecimal numbers appearing in a column to the left of the listing should not be typed in with the program. These are merely checksum values and are there to help you get each line right. Don't worry if you don't understand the hexadecimal system, as long as you can compare two characters on the screen with the corresponding two characters in the magazine you can use our line checking program.

Type in the Checksum Program, make sure that you've not made any mistakes and save it to tape or disk

immediately because it will be used with most of the present and future listings appearing in Your Commodore.

At the start of each programming session, load Checksum and run it. The screen will turn brown with yellow characters and each time you type in a line and press the RETURN key a number will appear on the screen in white. This should be the same as the corresponding value in the magazine.

If the two values don't relate to one another, you have not copied the line exactly as printed so go back and check each character carefully. When you find the error simply correct it and

















press RETURN again.

If you want to turn off the checker simply type SYS49152 and the screen will return to the familiar blue colours. You can then do whatever it was you wanted to do and if this doesn't use the area where Checksum lies you can go back to it with the same SYS command.









No system is foolproof but the chances of two errors cancelling one another out are so remote that we believe our listings are more reliable than any other magazine in the world. So get typing!

YC

### Mnemonic Symbol Keypress

[RIGHT]		CRSR left/right
[LEFT]		SHIFT & CRSR left/right
[DOWN]		CRSR up/down
[UP]		SHIFT & CRSR up/down
[F1]		f1 key
[F2]		SHIFT & f1 key
[F3]		f3 key
[F4]		SHIFT & f3 key
[F5]		f5 key
[F6]		SHIFT & f5 key
[F7]		f7 key
[F8]		SHIFT & f7 key
[HOME]		CLR/HOME
[CLR]		SHIFT & CLR/HOME
[RVSON]		CTRL & 9
[RVSOFF]		CTRL & 0

### Mnemonic Symbol Keypress

[BLACK]		CTRL & 1
[WHITE]		CTRL & 2
[RED]		CTRL & 3
[CYAN]		CTRL & 4
[PURPLE]		CTRL & 5
[GREEN]		CTRL & 6
[BLUE]		CTRL & 7
[YELLOW]		CTRL & 8
[POUND]		£
[LARROW]		←
[UPARROW]		↑
[PI]		SHIFT & ↑
[INST]		SHIFT & INST/DEL
[REV T]		see text
[Cletter]		CBM + letter
[Sletter]		SHIFT + letter



# Software for sale

If you think that one of our programs looks very interesting, but you can't afford the time to type it in then our software service will help you out.

**I**t's three o'clock in the morning. You sit at the computer keyboard just finished a marathon typing session entering one of the superb programs from *Your Commodore*. Your fingers reach for the keyboard and press the letters R, U and N. You press RETURN, sit back and nothing happens.

Everyone has probably faced this problem. When it does happen it's a matter of spending hours searching through the program for any typing mistakes. No matter how long you look or how many people help you, you can usually guarantee that at least one little bug slips through unnoticed.

The *Your Commodore* Software Service makes available all of the programs from each issue on both cassette and disk at a price of £6.00 for disk and £4.00 for cassette. None of the documentation for the programs is supplied with the software since it is all available in the relevant magazine. Should you not have the magazine then back issues are available from the following address:

INFONET LTD, Times House, 179 The Marlowes, Hemel Hempstead, Herts. HP1 1BB.  
TEL: (0442) 48435

please contact this address for prices and availability.

## The Cassette

All programs on the cassette are saved using a turbo program. If you have ever purchased software from us on cassette before it is worth pointing out that as of this issue cassette the turbo used has been altered. On all cassettes for previous issues the programs are unprotected and appear in the same format as they do in the magazine i.e. in the form of Basic loaders. The new turbo being used from this issue onwards allows us to produce fully working versions of the program on cassette. This means that you will simply have to LOAD the programs in and they will automatically start. Should we put any programs for the C128 on the cassette they will be stored as C64 programs. LOAD these programs into the computer in C64 format and resave them to cassette or disk. To use the program turn your computer into C128 mode and LOAD and RUN as normal.

## The Disk

Programs on the disk will also be supplied as totally working versions, i.e. when possible we will not use Basic Loaders thus making use of the programs much easier. Unfortunately at the moment we cannot duplicate C16 and Plus/4 cassettes. However programs for these machines will be available on the disk.

What programs are available?

At the top of each article you will find a strap containing the article type, C64 Program etc. So that you can see which programs are available on which format you will also find a couple of symbols after this strap. The symbols have the following meaning:



This symbol means that the program is available on cassette.



These programs are available on disk.

## Please Note

Since the programs supplied on cassette are total working versions of the program, we do not put disk only programs on tape. There is no sense in placing a program that expects to be reading from disk on to tape.

VC

## UTILITY SPECIAL

This contains a few of our most popular utilities from earlier issues of the magazine. The programs are:

**MACH 2** our disk based assembler from Nov '85 to Feb '86.  
**STOP THIEF** — add protection to your programs with this utility from our Feb '86 issue.

**IN CHARACTER** — an excellent character editor from November 1985.

**MOB MAKER** — to complement the character editor, a sprite editor from the March 1985 issue.

**DISK EDITOR** — an extremely powerful utility for disk drive owners allowing you to directly access and alter every segment of your disk.



Should you not have any of the above issues and would like instructions then a full set of photocopies is available for £1.50. Please order this separately from: *Your Commodore*, Utility Special Photocopies, No 1 Golden Square, London W1R 3AB. Cheques or Postal orders to be made payable to A.S.P. Ltd.

**ORDER CODE**

**DISK — YDMA862     £6.00**  
**TAPE — YCMA862     £4.00**

**MARCH 1986**

**KUNG FU** — All the fun of the orient with this entry to our programmer of the year competition.

**DATA MAKER** — Machine code to Basic made easy with this utility — DISK ONLY (C64).

**HYPABASIC** — An extended Basic with a powerful built-in machine code assembler (C64).

**SCROLLING** — A superb routine to scroll your screen with ease in a horizontal direction. A must for games programmers (C64).

**RAINBOW DISK** — Add some colour to your disk directory listings with this interesting utility (C64).

**GRID SEARCH** — Can you find the hidden mines in this excellent game (C64)?

**ORDER CODE**

**DISC YDMA861     £6.00**  
**TAPE YCMA861     £4.00**

**APRIL 1986**

**TELEPHONE EXCHANGE** — Our excellent teletype communications program for use with a C64 and RS232 modem.

**SPRITES** — Ease your manipulation of sprites with this utility. Includes sprite animation, collision detection, sprite design etc (C64).

**DATA BOS** — Keep track of your information with this database program for the C128.

**BASIC TEST SYSTEM** — A useful utility for debugging programs. Commands include TRACE, SINGLESTEP and the ability to set break points (C64).

**TOPMON** — A superb machine code monitor with 19 commands including Decimal to Hex conversion, disk access, memory disassembly etc. (C64).

**2 FOR THE 128** — Set up autoboot files on your C128 disk drive. Plus, a program that will autoboot a program in C64 mode (128).

**ORDER CODE**

**DISK YDAPR86     £6.00**  
**TAPE YCAPR86     £4.00**

**MAY 1986**

**ADVENTURE AID** — A set of routines to help you write your adventures. Includes facilities for setting up location

descriptions, vocabulary etc. (C64).

**TELEPHONE EXCHANGE** — (See April 1986).

**3D ROUTINES** — Routines to allow you to produce effects similar to those found in the famous 3D maze type game (C64).

**WORDPROK** — A powerful disk based wordprocessor for use with the C64. Includes commands for line spacing, setting margins performing word counts etc.

**POLAR PETE** — Can you help Pete build his igloo in this game for the C64?

**ORDER CODE**

**DISK YDMAY86     £6.00**  
**TAPE YCMAY86     £4.00**

**JUNE 1986**

**DATABASE 64** — A superb database program for 64 owners, for use with tape or disk.

**TAPE INLAY** — Produce tape inlay cards with your C64 and your 1520 printer/plotter.

**LOW RES UTILITY** — Plotting routines for use with your C64 and its low-res graphics. Includes dots, lines fill etc.

**BETTER MATRIX** — Produce descenders on your MPS 801 printer (C64).

**BUDGET 64** — Keep track of your finances with this C64 program. Up to 20 different budgets can be set up within each bank account.

**ORDER CODE**

**DISK YDJUN86     £6.00**  
**TAPE YCJUN86     £4.00**

**JULY 1986**

**DISKBASE 128** — Keep track of your disks with this utility for the C128.

**DETAILED DIRS** — Gives useful information about your disks including track and sector at which programs are stored, start address of program and address etc. (C64).

**DIAL A FILE** — Files downloaded with our TELEPHONE EXCHANGE program can now be edited with this extension for the C64.

**ASSEMBLER 128** — A full blown assembler for use with your C128 and tape or disk.

**LUNAR ORDEAL** — Rescue the stranded men in this game for the C64.

**ORDER CODE**

**DISK YDJUL86     £6.00**  
**TAPE YCJUL86     £4.00**

**AUGUST 1986**

**FAST FORMATTER** — Speed up the formatting speed of your 1541 disk drive with this handy program (C64).

**3INTO1 EDITOR** — Our much acclaimed graphics editor for the C64 now used by many professional programmers.



## READERS SERVICE

Includes: Character Editor; Sprite Editor; Sprite animator; Scrolling backdrop editor.

**DIMON 128** — Disk utility program for the C128. Includes commands for editing tracks and sectors of the disk, protecting programs, write protect disk etc.

### ORDER CODE

**DISK YDAUG86** £6.00

**TAPE YCAUG86** £4.00

### SEPTEMBER 1986

**BACKDROPS** — Sample backgrounds and sprites for use with the 3IN1 EDITOR published in August 1986.

**ASSEMBLER 128** — Full C128 assembler. Same as JULY'86 issue.

**ICON DRIVER** — A small routine that allows you to move a sprite around the screen with a joystick. Useful if you want to develop an icon program (C64).

**RECONFIGURE** — Develop routines to alter the memory configuration of your C64 with ease.

**CROSSWORD** — Put your brain to work with this superb

crossword program. Includes four crosswords for you to try (C64).

**ALL CLEAR** — Some interesting ways to clear the screen with this collection of routines (C64).

**ADVENTURE GRAPHICS** — Add graphics capability to our ADVENTURE AID program published in the May 1986 edition of Your Commodore (C64).

### ORDER CODE

**DISK YDSEP86** £6.00

**TAPE YCSEP86** £4.00

### OCTOBER 1986

**CROSSWORD** — See September issue.

**POP UP MENUS** — A superb routine that allows you to add pop-up menus to your C64.

**PILOT** — A full implementation of this extremely popular educational language for your C64.

### ORDER CODE

**DISK YDNOV86** £6.00

**TAPE YCNOV86** £4.00

### ORDER FORM — PLEASE COMPLETE IN BLOCK CAPITALS

NAME	QTY	TAPE/DISK	ORDER CODE	PRICE
November '86		TAPE (£4.00)	YC NOV 86	
November '86		DISK (£6.00)	YD NOV 86	
OVERSEAS POST £1				
			TOTAL	

NAME.....

ADDRESS.....

POSTCODE.....

I enclose a cheque/postal order for £. .... made payable to ARGUS SPECIALIST PUBLICATIONS LTD.

All orders should be sent to: YOUR COMMODORE, READERS SERVICES, ARGUS SPECIALIST PUBLICATIONS, WOLSEY HOUSE, WOLSEY ROAD, HEMEL HEMPSTEAD, HERTS HP2 4SS.

Please allow 28 days for delivery.



# The great Christmas extravaganza

## 9th official Commodore computer show



### LOCATION

Champagne Suite &  
Exhibition Centre,  
Novotel, Hammersmith  
London W6



### PRESENT TIME

Looking for ideas for gifts?  
Take your pick from many  
thousands of products  
from stocking fillers to  
major presents, including  
all the latest software and  
hardware releases.



### RANGE

On show: the  
entire Commodore  
family – from the  
C16 and Plus 4 to  
the 64, C64, C128  
and the fabulous  
Amiga.



### HOURS

10am-6pm Friday,  
November 21

10am-6pm Saturday,  
November 22

10am-4pm Sunday,  
November 23



### MUSIC HALL

When the versatile C64 takes to  
the stage you'll be treated to an  
amazing kaleidoscope of sound  
and music.



### GEOS

Windows, icons  
and pull-down  
menus – see the  
innovative GEOS in  
action.



### AMIGA VILLAGE

The centrepiece of the whole show – this  
is where you'll see for the first time the  
exciting new products that will make the  
Amiga the most talked-about computer  
range of them all.



### WHO'LL BE THERE?

Everyone who's anyone in the growing  
Commodore world – including a number  
of mystery celebrities. The last time a  
Commodore Show was held in London it  
attracted a record 20,000 visitors.



### TICKETS

Write today for  
your advance  
tickets. Walk past  
the queues and  
save money too –  
£1 per head off  
the normal  
admission prices.

### Advance ticket orders

Please supply:

☐ Adult tickets at £2 (save £1) ..... £ .....

☐ Under-16s tickets at £1 (save £1) ..... £ .....

Total £ .....

☐ Cheque enclosed made payable to  
Database Publications Ltd.

☐ Please debit my credit card account

Access .....  
Visa .....  
Admission at door:  
£3 (adults), £2 (under 16s)

9th official  
Commodore  
computer show

November  
21-23  
1986

Post to: Commodore Show Tickets,  
Europa House, 68 Chester Road,  
Hazel Grove, Stockport SK7 5NY.

Name .....

Address .....

Signed .....

PHONE ORDERS: Show Hotline: 061-456 8835

PRESTEL ORDERS: KEY \*89, THEN 614568383

MICROLINK ORDERS: MAILBOX 72:MAG001

Please quote credit card number and full address. Ref. YC11



# WHATEVER YOUR HOBBY...

PHOTOGRAPHY  
OCTOBER 1986

PHOTOGRAPHY  
OCTOBER 1986

PHOTOGRAPHY  
OCTOBER 1986

PHOTOGRAPHY  
OCTOBER 1986

PHOTOGRAPHY

OCTOBER 1986



**FREE:** FOUR SUPERB  
PRINTS BY O'NEILL  
DOWNING: THE FACE OF WAR

£1.10



## ... YOU'LL CLICK WITH PHOTOGRAPHY

Britain's newest, brightest and most exciting  
photographic magazine is on sale at your  
newsagent now.



Maintenance, Service, Support, Training,  
from your No 1 **COMMODORE** dealer



Approved **AMIGA** Dealer

**AMIGA**  
**SPECIAL OPEN DAY OFFER**  
**HELD FOR CURRENT MONTH ONLY**

System II ..... £1600.00  
System I ..... £1450.00  
Prices inc VAT

**I28 Business Package**

<b>Hardware</b>	<b>Software</b>
C128D + Monitor	Superscript
+ MPS 1000	Superbase
NLQ Printer	Accounts <b>£879</b>

**Computers**

C64 Compendium..... 189.00  
C128 D inc. disk drive..... 489.00  
C128 D inc. d/d, Monitor.. 585.00  
1541 S/S disk drive..... 169.00  
1571 D/S disk drive..... 265.00

**Monitors**

1901 Colour Monitor..... 285.00  
1900 80 Column ..... 145.00  
Green/Amber Screens..... 95.00  
Cable for above inc sound.. 10.00  
C128 40/80 cable..... 14.95

**Printers**

DPS1101 Daisy Wheel.. 295.00  
MPS1000 NLQ inc. T/F .. 269.00

**Software**

Superscript 64..49.00 | Superbase 64..59.00  
S/Script 128....74.00 | Superbase 128 79.00  
S/Script + S/Base 64....99.00  
S/Script + S/Base 128..139.00


Comprint interface .61.99 | Itek interface .69.00  
Miracle modem....113.25 | CBM modem....75.00  
MS2000 Mouse..69.90

**ALL GAMES SOFTWARE HALF PRICE**  
**CHROMASONIC Computer Centres**  
48 Junction Rd Archway London N19 5RD  
238 Muswell Hill Broadway London N10 3SH  
**01-263 9493/5 or 01-883 3705**

All prices include VAT. Payment by Access,  
Visa, Bankers Draft, Building Society Cheques.  
Sorry cheques need at least 5 days clearance.

**TOP QUALITY PRODUCTS FROM**

**Precision Software**



**Super  
TYPE**

Now you can acquire and perfect valuable keyboard skills in the comfort of your own home with Supertype. Supertype is not just a typing tutor, but a professional keyboard trainer. Supertype will teach you and your family how to type in a way which can be applied to any keyboard, without expensive typing classes or travel. Go from tap-tap to type-type with Supertype!

Commodore 64 tape **£14.95**  
Commodore 64,  
Atari XL/XE disk **£15.95**

**NEW LOW PRICES**

**SUPERBASE STARTER**

A simplified version of the world's top Commodore database, Superbase Starter is the ideal system for orderly filing. Its easy to use menus and clear manual make it instantly useful. Run your business, occupation or hobby efficiently. You can design new record layouts, then enter or retrieve your information in any order. You can match data in one or more fields, then display or print the information selected as you want it. Includes a powerful label printing program.


Commodore 64 disk  
**NOW ONLY £19.95!**



**Super  
DISKDOC**

Super Diskdoc is the ultimate Commodore disk utility program, and the best protection there is for your valuable data. Zoom in on the bytes on your disk, interpret them in hex, ascii or plain English, make any changes you want, then replace them. The benefit of Super Diskdoc is the extra security it brings you. You know that in the event of an accident to your data, you have the best tool available to repair the damage.

Commodore disk **£19.95**



**NEW THE AMIGA  
SYSTEM:  
AN INTRODUCTION**

Your first book for the amazing AMIGA! The Commodore Amiga is already a legend, and if you're at all curious about it, Bill Donald's book can give you some solid answers. Packed with practical tips for the user, The Amiga System: An Introduction is also a mine of technical information. Whether you are already an Amiga owner or simply considering the potential of the machine, this book is certain to become a valued addition to your computing library.

200 pages **£9.95**

Available from your local dealer or directly from Precision Software on

**01-330 7166**



YC 11

Precision Software Ltd.  
6 Park Terrace  
Worcester Park  
Surrey KT4 7JZ  
Telex 8955021 Precis G



# Videobasic 64

*Evelyn Mills has been testing out a new product from Adamsoft.*

**F**irst, a word about *Ultrabasic*, the forerunner of the current release *Videobasic 64*. The former has been around for quite some time – three years in fact – and, to quote Keith Bowden in *The Companion to the Commodore 64*; “it is the best software library available for the Commodore 64”.

As a consistent user of *Ultrabasic*, I heartily endorse his comments. Hi-res graphics, circling, blocking, filling etc. are well covered in this software, plus easily handled sprites, sound and, most important of all, the very versatile Turtle Graphics which work via direct command at an exceedingly fast rate. All this is fully compatible with Basic, printer output etc.

The new release *Videobasic 64* is an extremely powerful software package for graphics and sound. Very few of the *Ultrabasic* commands have been altered, but so much more has been added. Any programs which you may already have written in *Ultrabasic* can readily be incorporated into the *Videobasic* package for alteration and extension.

## Graphics

The VB screen corresponds to normal graphic conventions with the X axis going from left to right and the Y axis from bottom to top. You may work in HIRES or MULTI modes and the commands include draw, dot, box, block, circle, char (for type) and fill. When the circling command is used the x or y factors may be modified to squeeze the circle in either direction to give ellipses. Text to screen is available in four different sizes.

The fill command can be used in normal standard colour or in an extended format to produce pattern filling – you design your own pattern in a very simple manner, add the data to the fill command and get results in a flash. Most commendable. Should you make a mistake in the filling location, the stop key will do just that.

To facilitate copying portions of a graphic screen, a region command is included, copying areas of the screen from one area to another; among other features of this command reverse copying is possible.

## Sprites

No problem here; sprites may be handled in Data form; Hex or bit-mapped on screen. Fifteen possible sprites may be used with 15 different slots. Using standard commands, sprites may be placed and moved around at will, expanded, rotated and turned on or off. Once defined, they can be recalled easily from memory.

## Turtle Graphics

VB's turtle graphics are very powerful and respond to direct command such as move, turn, turn to etc. Using the 'bye' command makes the turtle disappear and graphics run at a very fast rate. Bracketing commands allows repetition of moves and there is a lot in this section alone. All commands may be interlinked to the graphics mode, so there is even more scope here.

## Music

This is fully documented and music may be entered in two ways to allow simple 'sounds' (explosions, sirens etc.) or, more commendable, very pleasant single voice music of high quality. This can be used as a Raster interrupt to play along with your programs.

All this is fully interlinked to Basic and there are SCREEN DUMP facilities to tape or disk, restoration of graphic display. HARDCOPY to Commodore, Epson, Gemini or Okidata printers in either small size or full size screen.

## Advanced Features

One outstanding feature of VB is to set up two graphics screens at once.

Blocks of memory are transferred from one screen to another with two 'XFER' commands which are simple to handle; reverse swapping is included and the effects are quite spectacular. A little care must be taken here to avoid crashing the program. Just follow the instructions!

Sprites, graphics, copy handling, pattern designing and filling are all possible with the screen swaps and 'flashing effects' can be produced. If I went into this fully, I'd fill the whole magazine. Suffice to say that all commands are adequately documented.

## The Manual and Tutorials

The manual is well presented and fully documented. Included on the disk are a Demo and three tutorials. For those of you who already have *Ultrabasic*, the demo is disappointing; this, however, is adequately compensated for in the tutorials which may be printed out in the normal 'list' manner. These are really comprehensive, particularly with reference to the more advanced feature of VB.

Well, if you feel like a change from icon-joystick-lightpen graphics, have a go at VB. You won't be disappointed (although if you are really attached to your peripherals you may use joystick and lightpen programs in VB, while collision between sprites and between a sprite and background pattern can be detected).

In your distribution, 'run-time' version of VB (royalty free – stand alone), the user cannot LIST, SAVE or MODIFY your program.

This is an excellent, well designed program. It may seem expensive, but you get a lot for your money, particularly as Abacus Software is American and the current exchange rate is hardly designed for the British consumer. Have a go!

YC

## Touchline

Adamsoft: 18 Norwich Ave, Rochdale, Lancs OX11 5JZ. 0706 524304. Price: £24.95.



**128** At last there's a proper 128 programmer's toolkit, it's called Hack-Pack, and has a Ram-disk facility too! (details below). Our 24-hour recorded order service is open now, so outside office hours, or if our sales line is busy, just call 01-541-5185. Remember, we're only a phone call away!

Commodore 128 computer	£229.95	Commodore 1541C disk drive	£194.95
Commodore 128 Compendium	£279.95	MPS 1000 NLQ printer	£269.95
Commodore 128D computer	£484.95	DPS 1101 Daisy Wheel printer	£279.95
128D plus 1900M monitor	£579.95	1900M monitor 40/80 mono	£139.95
Commodore 1571 disk drive	£259.95	1901C monitor 40/80 colour	£289.95

1 year guarantee on all Commodore products. Prices subject to availability. VAT included. Hardware delivery: please add £5 for 3-day delivery or £10 for Datapost overnight.

## VIZAWRITE Classic 128

VizaWrite Classic 128 is a much enhanced successor to the best-selling VizaWrite 64, which THE TIMES featured in three articles, calling it 'a creative writer's dream!' VizaWrite Classic is certainly the best wordprocessor we've yet seen on any computer, ever! Written specially for the 128, VizaWrite Classic makes maximum use of the speed, memory and 80-column display, showing your document exactly as it will be printed... with a 30,000 word disk dictionary, massive 55K text area, proportional printer support plus built-in NLQ fonts for CBM/Epson type printers, easy-to-use 'pull-down' menus, full function calculator, 'newspaper style' columns, mail merge... and much, much more!

VizaWrite 'Classic' 128	99.95	£79.95	VizaStar 128	129.95	£99.95
VizaWrite 64 'Professional'	59.95	£49.95	VizaStar 64 XL8	99.95	£79.95
VizaWrite 64 (cartridge)	59.95	£69.95	VizaStar 64 XL4	79.95	£69.95

## VIZASTAR 128

The information processor... spreadsheet, database and graphics: the most powerful integrated system yet for the Commodore 128! The latest design techniques provide the ultimate in ease-of-use with all the sophistication of a fully integrated product... VizaStar's advanced spreadsheet includes high speed maths formulae, date functions, lookup tables, enormous 60K worksheet (1000 by 64), programmability, windows, cell protection, fast search and sort, text editing, wordprocessor merge, variable column widths... PLUS a built-in database with split-second access, up to 8K record size, 9 screens per record, unlimited file size, 16 files per database, full support for data exporting, reporting and selection... PLUS displayed or printed hi-res graphics, automatically scaled, with 2 & 3-D bar graphs, colour pie charts... and much more!

### SELECTED SOFTWARE FOR YOUR COMMODORE 128

MicroClerk 128	All-in-one business system from Commodore	99.95	£94.95
MicroClerk S/Ledger	Sales Ledger package for MicroClerk 128	79.95	69.95
MicroClerk P/Ledger	Purchase Ledger package for MicroClerk 128	79.95	69.95
Swiftcalc 128	Spreadsheet from Timeworks, UK edition	59.95	54.95
Data Manager 128	Database from Timeworks, UK edition	59.95	54.95
Wordwriter 128	Wordprocessor from Timeworks, UK edition	59.95	54.95
Script 128	As SuperScript 128, without the spelling checker	49.95	49.95
PetSpeed 128	The Basic 128 compiler, from Oxford Systems	49.95	44.95
Super C 128	Complete C language, with extensions	59.95	59.95
Matrix 128	Run 64 programs on your 128 - in 128 mode!	49.95	49.95

### HACK-PACK 128

The ultimate utility pack for your 128... a full Programmer's Toolkit (FIND, DUMP, CHANGE, MERGE, etc.) plus Amiga-style RAM-DISK for using disk data at memory speeds, plus program compressor! £39.95

### Tricks & Tips for the 128

A 300-page treasure chest of easy-to-use practical techniques for your C128... packed with ready-to-enter BASIC and Assembler programs, carefully explained, and full of useful ideas for you to try! Our Price £11.95

### Oxford PASCAL 128

A full J&W Pascal compiler with both Interactive mode (90K user area) & disk compiler mode (120K)... graphics & sound extensions... and both stand-alone and modular run-time options! 49.95 £44.95

### The Anatomy of the 128

With nearly 500 information-packed pages this is THE book to get about your new C128... the insider's guide to the secrets of this powerful computer! Complete with full ROM listings, etc. Our Price £11.95

## Superbase

Turn your Commodore computer into a professional data management system, with SuperBase... the most powerful database ever produced for 8-bit computers! SuperBase has everything you need, whether you're beginner or expert... menu-driven and program control, calculator and calendar functions, easy access to word processor or data files, sorting and searching, superfast data retrieval, fully definable report and screen formats... Superbase is essential if you want the most from your computer! Supplied with excellent tutorial and reference manual.

### UNBEATABLE SUPERBASE & SUPERScript BARGAINS!

SuperBase 128	99.95	£64.95	SuperBase 64 & Plus/4	79.95	£44.95
SuperScript 128	59.95	£67.95	SuperScript 64	59.95	£47.95
SuperBase: The Book		£11.95	SuperBase Starter 64	39.95	£19.95

### SOFTWARE BARGAINS FOR YOUR COMMODORE 64!

SuperType 64	Professional touch-typing keyboard trainer	25.95	£15.95
SuperType 64 (tape)	Touch-typing trainer as above, on tape	19.95	14.95
Simon's Basic 64	Programmer's cartridge from Commodore	59.95	35.00
PetSpeed 64	The standard 64 Basic compiler from Oxford	59.95	19.95
Oxford Pascal 64	The complete J & W Pascal for your 64	59.95	34.95
Oxford Pascal 64 (tape)	Pascal for 64 tape users	59.95	19.95
Print Shop 64	Desk-top publishing for your Commodore 64!	49.95	39.95
Print Shop Companion	Additional fonts & borders + Graphic Editor	39.95	39.95
Print Shop Graphics	Graphics libraries for Printshop - choice of 2	24.95	24.95

### BOOKS UTILITIES INTERFACES

Super Disc Doc	Rescue your lost disk data! (1570/1571/1541/4040)	£19.95
Brainbox IEEE	Run PET/IEEE disks & printers from your 64 or 128	79.95
Printlink RS232	RS232 serial printer interface for your 64 or 128	31.95
Printlink Parallel	Centronics parallel interface for your 64 or 128	29.95
Anatomy of the 1571	Complete coverage incl. ROM listings, circuitry	12.95

IF YOU WANT IT TOMORROW... CALL US TODAY! ON 01-546-7256

Prices are POST FREE & include VAT. Order by phone with your credit card, or send cheque/PO or your credit card number. Official orders welcome. We despatch same day by FIRST CLASS post. If our lines are busy, why not try our 24-hour recorded order service, on 01-541-5185. Ref. A43



# Calco Software

LAKESIDE HOUSE, KINGSTON HILL, SURREY, KT2 7QT. TEL 01-546-7256

## CREATIVE WORKSHOP SERIES FROM

# Broderbund Software

## Print Shop



## Print Shop

Now with only a few keystrokes, you can write, design and print your own cards, stationery, flyers and banners. Everything you produce will look good and be one-of-a-kind! It's all in the program: typesets, border designs, background patterns, a wide range of pictures and symbols, even coloured paper and envelopes. Print and frame your favourite quotation. Make advertising materials, handouts and price lists for your business. The hardest thing is knowing when to stop!

Commodore 64 disk  
NOW ONLY **£39.95!**

## Print Shop GRAPHICS LIBRARY



## Print Shop GRAPHICS LIBRARY

Bring your ideas to life with the Print Shop Graphics Library Disks. Disk 1 contains 120 ready-to-use graphic designs, including:

- ★ Holiday: Christmas, Easter and other favourite holiday graphics
- ★ Education: charming children and classroom scenes
- ★ Special Occasions: Birthdays, Mother's Day and other special days
- ★ Zodiac Signs, Sports/ Games, Animals
- ★ Creative Patterns and more!

Commodore 64 disk **£24.95**



## Print Shop GRAPHICS LIBRARY DISK 2

More ready-to-use graphic designs, including:

- ★ Jobs: at work and around the house
- ★ Hobbies: from camping to cooking
- ★ People: from Sherlock Holmes to the April Fool
- ★ Places: landmarks the world over
- ★ Travel: by jet, by train, by boat
- ★ Health and more!

Commodore 64 disk **£24.95**



## Print Shop COMPANION

The Print Shop Companion brings extra features and power to Print Shop users. It opens up vast new areas of creativity and gives you more professional results than ever before. The Companion features brand new typesets, dozens of creative new borders, a custom calendar feature and new type and border editors. Best of all, the Companion has a specially-enhanced Graphic Editor incorporating the most popular features of dedicated drawing packages.

Commodore 64 disk **£39.95**

Available from your local dealer or directly from Precision Software on

**01-330 7166**



YC 11

Precision Software Ltd.  
6 Park Terrace  
Worcester Park  
Surry KT4 7JZ  
Telex 8955021 Precis G



# C16 Collection

*C16 owners quite often moan that there isn't a lot of software around for their machine. Well, now's your chance to increase your software collection with a copy of C16 Greatest Hits from Melbourne House.*

**M**elbourne House who are well known for many of their Spectrum and C64 games have put together a collection of games programs for the C16. On the tape, which retails at £9.95 you will find a version of the original computer adventure inspiringly titled *Classic Adventure*. Secondly you'll find a version of that classic arcade game *Roller Kong*. An extremely difficult platform game titled *Dark Tower* and an action packed arcade adventure titled the *Wizard and the Princess*.

Your Commodore together with Melbourne House are giving away 25

copies of this excellent package to the winners of this month's spot the difference competition. It's a very easy competition to enter, just read the Rules and How to Enter sections and then pop your entry in the post.

## How to Enter

Study the pictures on this page. There are several differences between them. Mark the differences on the picture attached to the coupon, fill in your name and address pop it in an envelope and send it to us. Mark the number of differences very clearly on the back of

your envelope, if you don't then your entry will be void.

## The Rules

Entries will not be accepted from employees of Argus Specialist Publications and Melbourne House. This restriction also applies to employee's families and agents of the companies.

The How to Enter section forms part of the rules. The editor's decision is final and no correspondence will be entered into.

YC

## Melbourne House Competition Entry Form



Send your entry to: Melbourne House Competition, Your Commodore, 1 Golden Square, London W1R 3AB. Closing date: Friday 28th November 1986.

Don't forget to write the number of differences you found on the back of your envelope.

Name .....  
 Address .....  
 .....  
 .....  
 .....  
 Postcode .....  
 Number of differences found .....



A PACK FOR  
C16/PLUS 4  
NOW AVAILABLE

# TROJAN CAD-MASTER

THE ULTIMATE IN GRAPHICS TOOLS

CBM  
64

SUPERB GRAPHICS SOFTWARE

PLUS

SPECTRUM

A TOP QUALITY LIGHT PEN

Discover the exciting world of creating your own graphics on screen.

- **FREEHAND DRAW** - 5 pen thicknesses inc. Quills
- **PAINT BRUSH** - for the artistic touch
- **FILL ANY SHAPE** - use 16 colours and 11 patterns.
- **GEOMETRIC SHAPES** - circles, boxes, triangles, lines & banding.
- **DYNAMIC RUBBER BANDING** on all geometric options.
- **PIN-POINT FUNCTION** - for pixel accuracy on all functions.

Plus many more too numerous to mention in this ad. All these features in the Program + a top quality Light Pen and an Instruction booklet in one reasonably priced package. Easy to use for creating colourful pictures or technical drawings. Ideal for use by all ages of micro users. Full back-up service from manufacturers. Available at good dealers or direct from Trojan Products.

Please state which Micro.

ONLY  
£19.95  
per pack



## TROJAN

Micro Computer Software & Accessories  
Send cheque/P.O. to:  
TROJAN PRODUCTS  
Dept. Y.Com. 1, 166 Derlwyn, Dunvant,  
Swansea SA2 7PF Tel: (0792) 205491  
TRADE ENQUIRIES WELCOMED



**spectrum**  
GROUP MEMBER

OPEN 6 DAYS  
LATE NIGHTS THURS, FRI

All titles of Software stocked for all Commodore machines

**MICROSNIPS**  
37 SEAVIEW ROAD  
WALLASEY  
MERSEYSIDE  
L45 4QN  
(NEXT TO TSB)  
051-630 3013

Commodore 64 Compendium Pack	£199.95
New Model C64 + 12 Programs	£219.95
Commodore 128D with Built In Disc	£499.95
Commodore 128 + 1570 Disc Drive	£449.95
Commodore 64 + Music Expansion System	£329.95
General Electric Data Recorder (All Makes Plus, C64, VIC20, C16, Plus 4)	£29.95
Commodore 1531 Data Recorder	£44.95
C2N Data Recorder	£44.95
Expert cartridge back-up utility	£29.95
Robcom Head Alignment C64/128	£4.99
Entrepo Quick Data Drive	£49.95
Euromax Mouse, Cheese (full colour graphics)	£59.95
1570 Disk Drive	£199.95
1571 D/S Disk Drive	£269.95
Disk Notcher	£4.95 + £1P&P
5 1/4" Lockable Storage Box (Holds 100)	£10.95
Goldstar DSD 5 1/4" Discs (5yr Guarantee)	£10.75 for 10
Axiom DSD 5 1/4" Discs	£9.95 for 10
Slipstream 12" Monitor	£99.95
1701/1702 Monitor	£199.95
Computer To TV Lead	£2.59
CBM To Green Monitor Lead	£5.49
Magic Monitor Lead (C128-40/80 Monitor Converter)	£14.95
Commodore To Sanyo Monitor etc	£3.99
VIC 20 UHF Modulator	£16.95
CBM 64/VIC 20 Power Supply	£24.95
	* £1.50 P&P
CBM 64/VIC 20 PSU with Neon + Switch	£29.95 + £2.00 P&P
Freeze Frame (Transfer Utility)	£39.95
Final Cartridge (Freeze Frame + Fast Load etc)	£45.00
C64 Reset Switch	£4.95



MPS 803 Printer	£169.95
Citizen 2-Colour Printer Inc CBM Lead	£49.95
Tatung TP100 Printer	£199.95
M1009/MPS803 Tractor Feed	£19.95
C64 Printer Lead	£2.50
Commodore Centronics Lead + Software	£19.95
Cheetah Interpod	£59.95
11"x9 1/2" Plain Paper (2000 Sheets)	£12.99
MPS-801 Ribbons	£6.50
CBM Daisy Wheel Ribbon	£3.99
MPS-803 Ribbon	£3.95
Vixen Switchable VIC20 RAM	£34.95
Motherboard For VIC20	£24.95
16K RAM C16	£34.95
Euromax 'Pro-Ace' J/Stick	£9.95
Quickshot II J/Stick	£8.95
Cheetah 125 J/Stick	£7.95
Konix Speedking	£9.95
Konix For C16/Plus 4	£14.95
C16/Plus 4 Joystick Adaptor	£2.25
C16 Joystick	£9.99
Cheetah RAT	£19.95
Datex Mouse C64	£49.95
Trojan Lightpen C64	£19.95
Sweet Talker C64	£24.95
Speakeasy C64	£14.95
Music Maker	£29.95
Comdrum	£29.95
Currah Speech C64	£21.95
C64/C128 Modem	£79.95
Seiko Wrist Terminal for C64	£49.95
Quick Disc + (Fast Load for C64/128)	£19.95
Turbo 10 - Fast Cassette Loader	£24.95
Turbo 50 - Fast Disk, Cassette, Machine Code Monitor etc	£37.50
CBM 64/VIC 20 Dust Cover	£5.99
CBM 1701/1702 Dust Cover	£6.99
CBM Sound Sampler	£69.95

\* SEND STAMPED SAE FOR COMPLETE PRICE LIST \*

ALL COMMODORE SOFTWARE STOCKED - DISCOUNTS UP TO 25%

**INSTANT CREDIT UP TO £1,000.00**

SUBJECT TO STATUS




MAIL ORDER Cheques/P.O. payable to: MICROSNIPS  
add 5p in £ postage. (24 hour Ansaphone)

TOP QUALITY PRODUCTIVITY  
SOFTWARE FROM



Precision Software



*Superbase*

Superbase is the most powerful Database System ever developed for 8 bit computers. Why? Because not only can you access its commands from menus but you can string them together with BASIC commands to form your own complete programs. Superbase can import data from and export to other programs via sequential files. In addition the C-128 version will load together with the Superscript word processor to create a completely integrated office system.

Commodore 64 disk  
NOW ONLY **£49.95!**

Commodore 128 disk  
NOW ONLY **£69.95!**




*Superbase*  
**THE BOOK**

Superbase is recognised as the leading database system for Commodore computers, with more than 100,000 users of 10 national language versions worldwide. Now Dr Bruce Hunt has produced the first in-depth guide to using the Superbase system, from first steps through to advanced programming techniques. The wealth of hints, tips and practical examples makes Superbase: The Book required reading for anyone working or contemplating working with Superbase.

194 pages

**£11.95**



*Superscript*

Superscript gives you everything you need for professional word processing in one easy-to-use package. Its menu command structure puts you immediately at ease, with no complicated commands to memorise, yet Superscript combines business-style editing, spell checking, calculator, row and column arithmetic and full mail merge facilities. The phrase glossary enables you to store whole passages of text, or command sequences and recall them with a single key.

Commodore 64 disk **£49.95**

Commodore 128 disk **£79.95**



**NEW** **PICASSO'S REVENGE**

Picasso's Revenge comes complete with light pen, powerful graphic software and print utility. Enjoy hours of fun creating computer art and graphics. Simply point the pen at the screen and add the colour as you go! Draw in 15 different colours using 8 brush widths. Choose from 35 textures or define your own. Zoom in for detailed work. Picasso's Revenge is compatible with most popular matrix printers and will also print colour pictures created with other graphics packages.

Commodore 64 disk **£29.95**

Available from your local dealer or directly from Precision Software on

**01-330 7166**



Precision Software Ltd.  
6 Park Terrace  
Worcester Park  
Surrey KT4 7JZ  
Telex 8955021 Precis G

YC 10



### TRACKER by Union Software

A totally new concept in computer wargames utilising artificial intelligence. Versions will differ substantially to make full use of machine capability. Controlling up to 8 remote skimmers you must wipe out renegade intelligent forces across 5000 tracks. One to one combat is featured in fast 3D.

### STARGLIDER by Argonaut Software

A true arcade quality 3D combat flight simulator of the first order. A high action product with novella and poster included. Featuring stunning graphics, realistic sound effects and true 3-D perspective.

### ADVENTURES by Level 9

**JEWELS OF DARKNESS**-A premier collection of classic adventure.

**SILICON DREAMS**-A modern space adventure.

These sizeable adventures are in three parts and represent excellent value for money. Each contain over 600 graphic locations and feature the latest Level 9 text handling system allowing multi command sentences, help and oops. Level 9 are undisputed leaders in cassette based adventure and are renowned for their intriguing plots and puzzles.



# Bringing software c

		SPECTRUM	SPECTRUM	C/DORE	C/DORE	C/DORE	AMSTRAD	AMSTRAD	AMSTRAD
		48/128	128	64/128	64/128	128	464/664/6128	664/6128	6128
		TAPE	TAPE	TAPE	DISK	DISK	TAPE	DISK	DISK
THE ART STUDIO	OCP	14.95	—	14.95	17.95	—	—	—	19.95
ADVANCED ART STUDIO	OCP	—	24.95	—	D	—	—	—	D
THE MUSIC SYSTEM	SYSTEM & ISLAND	—	—	14.95	17.95	—	15.95	19.95	—
ADVANCED MUSIC SYSTEM	SYSTEM & ISLAND	—	—	—	39.95	—	—	29.95	—
STARGLIDER	ARGONAUT	—	—	D	D	—	D	D	—
TRACKER	UNION SOFTWARE	D	—	14.95	17.95	—	D	D	—
THE PAWN	MAGNETIC SCROLLS	—	D	—	19.95	19.95	—	—	24.95
JEWELS OF DARKNESS	LEVEL 9	14.95	—	14.95	14.95	—	14.95	19.95	—
SILICON DREAMS	LEVEL 9	D	—	D	D	—	D	D	—

VERSIONS MAY VARY FROM DESCRIPTIONS ABOVE



# RAINBIRD

## THE PAWN by Magnetic Scrolls

The most talked about adventure of the year! Containing the most sophisticated language interpreter and text-handling system ever seen in an adventure together with 30 picturesque illustrations and unique scrolling screens. Game includes novella and poster.

## THE ART STUDIO AND ADVANCED ART STUDIO by O.C.P.

The leading art and design package renowned for its ease of use and comprehensive list of features. The

Advanced Art Studio is designed to stretch the limitations of individual machines and incorporates a low resolution mode on Amstrad and Commodore.

Manual and upgrade offers included. Printers supported using grey scale.

## THE MUSIC SYSTEM AND ADVANCED MUSIC SYSTEM by System Software

The best music programs for Commodore and Amstrad. The Music System features Keyboard, Editor and Synthesiser, and Advanced Music System has additional Printer and Linker (continuous linking of music files) modules. Commodore Advanced version also has a comprehensive MIDI module. Utilising WIMP technology with comprehensive manual and upgrade offers where applicable.



# Get out of the Ice Age

AMSTRAD	ATARI	ATARI	ATARI	MSX	APPLE	IBM	AMIGA	MAC
PCW	800/130	800/130	ST		2 SERIES	CMPTBLES		512/PLUS
DISK	TAPE	DISK	DISK	TAPE	DISK	DISK	DISK	DISK
—	—	—	—	—	—	—	—	—
—	—	—	D	—	—	—	—	—
—	—	—	—	—	—	—	—	—
—	—	—	—	—	—	—	—	—
—	—	—	24.95	—	D	D	D	D
—	—	—	D	—	—	D	—	D
—	—	D	24.95	—	19.95	D	24.95	24.95
19.95	14.95	14.95	19.95	14.95	D	D	19.95	D
D	D	D	D	D	D	D	D	D

VERSIONS MARKED D ARE UNDER DEVELOPMENT

All products available from  
**RAINBIRD SOFTWARE**

1st Floor · 64-76 New Oxford St.  
London WC1 1PS

Make cheques/postal orders  
international money orders payable to  
Rainbird Software and post to the  
above address.

ACCESS/VISA - telephone 01 240 8837

RAINBIRD SOFTWARE IS A DIVISION OF  
BRITISH TELECOMMUNICATIONS PLC

OCTOBER 1986





# DAN DARE

PILOT  
OF THE FUTURE



## THE STORY SO FAR...

COLONEL DAN DARE HAS LOCATED THE ASTEROID BASE OF HIS ARCH ENEMY - THE EVIL MEKON...HE MUST DESTROY THE BASE AT ALL COSTS! BUT FIRST, HE MUST DEFEAT THE DEADLY TREENS AND THEIR EVIL MASTER...

JOIN COLONEL DARE AND HIS VALIANT COMPANIONS ON THEIR JOURNEY THROUGH PERIL IN...

DAN DARE - PILOT OF THE FUTURE.  
THE FATE OF THEIR MISSION DEPENDS ON YOU!!

TO BE CONTINUED...

© IPC / DAN DARE LTD  
Part of the Dan Dare Nostalgia Collection  
Licensed Worldwide by Dan Dare Ltd

AVAILABLE NOW FROM VIRGIN GAMES ON SPECTRUM 48/128,  
COMMODORE 64/128 AND AMSTRAD CPC RANGE OF COMPUTERS  
**£9.95** ON CASSETTE AND **£14.95** AMSTRAD DISC

PLEASE SEND ME DAN DARE - PILOT OF THE FUTURE IMMEDIATELY!

SPECTRUM 48/128 CASSETTE £9.95 ☐ COMMODORE 64/128 CASSETTE £9.95 ☐

AMSTRAD CPC CASSETTE £9.95 ☐ AMSTRAD CPC DISC £14.95 ☐

Name .....

Address .....

Please make cheques or postal orders to Virgin Games Ltd. Please do not post cash.

VIRGIN GAMES LTD, 2/4 VERNON YARD, PORTOBELLO ROAD, LONDON W11 2DX



# Club 128

*Your Commodore and Compunet keep 128 owners in touch with each other and with what's going on on line.*

*By Neil Day*

**W**andering around in Compunet can be like a stroll through a well laid-out garden. You are enticed from place to place by the ever-changing vistas! However, for a user in a hurry, for example on a quest for a specific piece of information, the tree-like structure can become tangle of brambles constantly catching you up in irrelevant frames or, even more infuriating, leading you back over well-trodden paths and displaying frame you have already seen three times over!

For instance, if you GOTO ICPUG in search of a bit of hazily-remembered software, you would be lucky to find it by exploring the directories. There is, for example, and excellent little utility called ISOLATOR (194624) which lets you cut and paste sections in and out of Basic programs. You might be tempted to look for it in the directory labelled "SOFTWARE" on the opening list of ICPUG frames.

This is well worth an examination incidentally, but you won't find the ISOLATOR program there. To find it by trial and error, you would have to look at the following directories in turn:

GENERAL INFORMATION, TECHNICAL TIPS, C64, SOFTWARE, and SHORTS64: your chance of hitting that particular sequence is about the same as the proverbial combination of monkeys, typewriters and the works of Shakespeare.

There is, however, an easier way. Editors of sections such as ICPUG and ICC put a lot of time into making information accessible. Both these areas have indexes; in the case of ICPUG the frame labelled CONTENTS gives you a fair idea of what the item is about, as well as its location.

GOTO INDEX gets you to a directory frame of indexes for a wide range of topics. The most general of

these indexes is the "HIGHLIGHTS INDEX": an 11 page summary of the main topics covered on Compunet, with the frame number or word you need to type after selecting GOTO on the duckshoot menu. You'll probably be referring to this index so frequently, that a printed copy is a must.

One potential trap with these very helpful lists is due to the rapidity with which things change on Compunet. Be prepared for occasional "RECORD DOES NOT EXIST" messages. These frames may have expired, or the number may have been changed to a more easily remembered word. A



recent news item about Alphabetic GOTOS, as these are called, suggested that you type in a few guesses: having tried this new form of combined cryptic crossword and mind-reading exercise I warn you it is not easy!

An excellent source of information about recently uploaded material will be found in the GOTOS directory. Select GOTO on the duckshoot the type "GOTOS". People who actually want their uploads read are taking advantage of this innovation by uploading a short notice in the GOTOS directory telling users that their offering is available.

Another way to find out about recent additions to Compunet is to read the excellent "newsletters" that give a review of what is available. "The Jungle Now" or "Wino's Jungle" will

provide, in a few pages, enough suggestions to set you off happily exploring. Wino (GE81) seems to spend a lot of time looking out for esoteric uploads in the Jungle and his recommendations are always worth checking. GOTO NEWS will find you these "newsletter" frames. GOTO COMMS and read the Comms news pages. These get updated about once a week by GE81 and are a similar source of interesting recent uploads.

With a little perseverance the initial hassles of finding your way around fade: but remember often it is exciting just to explore the huge amount of information at random. When you find something particularly good or bad, remember that the uploader has put a delicate ego on the chopping block hoping to have it stroked: a vote of 9 can work wonders! But even a swift kick is preferable to being ignored!!

CRJT85 has come up with a very novel use for the interactive side of Compunet. Under the "News Update" directory in the YOUR128 area you'll find some Opinion Polls (172255). You show your opinion on a range of proposals by voting: Compunet's version is popular democracy at work. The idea has met with a mixed reception: one 'netter mailed CRJT82 saying "Club 128 is about computers not politics, there's no place for politics here"... looks like we'll just have to stick to sex and religion. The opinion poll questions for rating computer magazines seem to have drawn more votes, and less disapproval: relax Mr Editor, *Your Commodore* had straight nines the last time I looked!

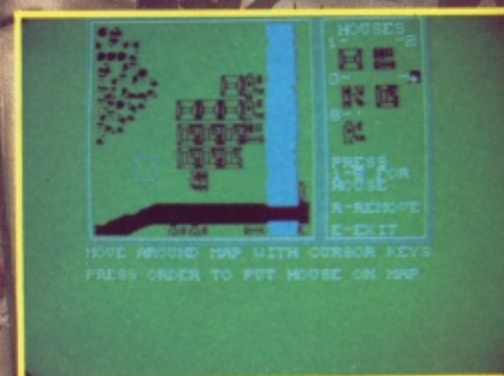
While on the topic of Computer magazines, be sure to look into the *Your Commodore* directory (GOTO YRCBM) for some very welcome additions: more programs listings from the magazine are being uploaded.

YC



# JOHNNY REB II

The American Civil War  
is raging at its height.  
The Union and  
confederate armies are  
recruiting anyone old  
enough to hold a musket.  
It is a time for brave and  
fearless men. You are  
Johnny Reb—one of the  
bravest of them all.



An accurate full scrolling graphics battle simulation



Argus Press Software  
Liberty House  
222 Regent Street  
LONDON W1R 7DB  
01-439 0666

Spectrum,  
Commodore,  
Amstrad  
£9.95



LOTHLORIEN



# Games Reviews

*There are times when you need a break  
from the serious side of things, so Your  
Commodore brings you the latest choice in  
Commodore games.*

## COLLAPSE

**C**ollapse is an extremely apt title for this game, I nearly did by the time I'd fathomed out all of the controls for it. Of course if you've a quicker mind than I have you won't have too many problems. It isn't that there are lots of buttons or keys to remember as you use a joystick, however each position performs a different action and further options are added by combining the fire button with a direction.

Anyway, before I put you off trying the game, I'd better tell you what it is about.

The main character is a little teddy bear, at least he looks like one on the cassette sleeve, called Zen. Zen's aim is to change the colour of a sequence of sticks from grey to blue and then set up a chain reaction to collapse them all. Of course, during his task he doesn't go unhindered. On each screen he is approached by objects, which look like multi coloured pumpkins and hovering hedgehogs, which eat up his time if he comes into contact with them.

Each screen presents a different pattern of sticks. Bridges help Zen climb around the screen so that he can reach all of the sticks. The bridges at first glance do seem a little few and far between. Fortunately Zen is not an ordinary, wimpish Teddy as portrayed by Paddington, or for the more mature readers, Teddy Robinson, because he can turn himself into a magic bear, yawn! Once Zen has his magic turned on he can start to build his own bridges where he needs them. To do this you have to press the fire button, turning him from an ordinary to a magic bear, then press the button again and move the stick in the direction that you want to lay, or

remove, a bridge. Now Zen can climb on it to reach more sticks.

To make the game still more complicated, Zen can't change the colour of the sticks while he is in his magic mode. Turning back to normal is simply a matter of pushing the stick forward and then carrying on as before.

It is possible to detain the aliens for a while, giving you a little more freedom as you wander around the screen. To do this you must turn Zen into his magic mode, pull back on the joystick and watch the magic dust appear. If the aliens run into this they will be trapped for a moment or two gaining you extra points.

Once all sticks are blue, or before if you feel like it, you can start to collapse the structure. This is done by carrying out the procedure for building a bridge, only this time moving the stick in the direction of a stick. This starts a domino effect causing the sticks to tumble down. Bonus points are awarded if you can collapse all the screen in one go.

I don't think you'll get bored with this game for quite a while as there are no fewer than 96 screens to tackle. The fact that the controls are a little complicated, the few examples I have given shows this, may put a few people off, though I must admit you do pick them up fairly quickly.

If you can stand the strain this game is extremely good value at £1.99. If you start pulling your hair out you can always give it to the kids to shut them up for a few hours.

J.G.

## TOUCHLINE

Title: *Collapse*. Supplier: *Firebird, Wellington House, Upper St Martins Lane, London WC2H 9DL*. Price: *£1.99*  
Machine: *C64*

Originality: *10/10* Graphics: *5/10* Playability: *7/10* Value: *9/10*

## MISSION A.D.

**I**ndustrial espionage is a dirty business and agent 1Y was none too pleased at being ordered to break into Odin's Liverpool headquarters. He much preferred killing to hunting down secrets.

And the mission had soon gone sour on him too. Dodging into a small cubicle in order to avoid a security





guard, he heard the door slam shut behind him. No amount of brute force or any number of bullets had any effect on the door. The only objects of interest in the cubicle were three buttons. A quick prod of them produced a sensation somewhat akin to being in a lift and time machine simultaneously. Finally, the machine stopped and another button opened a door into a room which seemed suspiciously like a library.


Pausing only to obliterate a passing robot with an apparently hostile intention, agent 1Y started to look at the books when a voice informed him that he had precisely 16 minutes to find and destroy five creatures. A picture of them appeared on the small screen and although they looked like men, 1Y knew that they may well be humanoids.

Unfortunately, they looked nothing like the droid that he had just blasted and already, his time was beginning to tick away. It wasn't quite the mission that he had in mind but it did involve lots of violence and there didn't appear to be much of an alternative.

The screen shows two levels of the area that you are in and you can see various droids, robots and humanoids running around and firing. Lifts move you between levels and the first thing to note is that although you can only see two levels on screen, an area may consist of several so that although you are on top of the screen, you may still be able to take a lift upwards. Teleport systems allow you to move to different areas and there is an elementary radar system showing the approximate location of your targets. The only hint that you have is not to blast anything that doesn't try to blast to you.

Your man is nicely animated as he runs round the library, cathedral and parks and the music helps maintain the atmosphere. Mission A.D. is a nice blend between shoot-em-up and arcade adventure and there is definitely a feel of "I'll just have one more go."

G.H.



#### TOUCHLINE

Title: *Mission A.D.* Supplier: Odin, Wellington House, Upper St Martins Lane, London WC2H 9DL. Machine: C64. Price: £9.95.

Originality: 8/10. Graphics: 8/10. Playability: 7/10. Value: 7/10.



#### ARCANA

**K**ing Valarequil (the baddy) rules the Northlands from the castle Arcana. Deep within the castle is the Dark Clavicle, the most powerful book on Black Magic ever written. Naturally, Valarequil would love to know what secrets are inside the book but there are problems. The clasp of the book is sealed and the special incantation that is needed to unlock it is only revealed when the light of Shedding Moon falls upon it. As that is tonight, the elves of Estarion have sent you to find and destroy the book and you arrive at the castle with only two and a half hours to go before the moon rises.

When you are as evil as this king, you don't leave anything to chance and so the book is heavily defended. The main line of defence is the small matter of seven demons. Fortunately, there also happens to be seven amulets which will protect you if you can find them. The second line of defence are the king's many minions who are hell-bent on sapping your energy. You can counter these by firing bolts of magical energy supplied to you by the elves.

The castle itself needs to be explored thoroughly. Most of it is a series of maze like corridors but there are also some 30 special rooms spread over the four levels. These may include useful items or help you if you are carrying a specific item. Therefore, if nothing happens when you first enter, the chances are that you will need to return later. Moving round the castle is straightforward. Some doors are open, some locked and some just stuck so that they open when you blast them. There are stairs leading to different levels and an ancient transport mechanism to be found and used.

Although it bears a passing resemblance to Ultimate's arcade adventures, I found that Arcana had a better game-play and was much more addictive. Definitely worth a look if you enjoy this type of game.

G.H.

#### TOUCHLINE

Title: *Arcana*. Supplier: New Generation, 2-4 Vernon Yard, Portobello road, London W11 2DX. Machine: C64. Price: £7.95.

Originality: 7/10. Graphics: 8/10. Playability: 9/10. Value: 8/10.



## HOODOO VODOO

As usual, there is a decided dearth of superheroes. In fact, you are the only one remaining and have been charged with destroying the Boopalgrop (I kid you not) from Krellis IX.

Your first task on arriving on the planet is to pick up and deliver the seven Daggers of Power to the portal opening. There are no problems in actually locating the daggers as a large arrow gives you the all important clue. You can only carry one dagger at a time and you must avoid or blast assorted nasties as you travel through the hallways. The only problem here is that if an alien happens to be hiding behind a pillar when you pass behind it, you lose a life without knowing or seeing what hit you.


If you manage to complete the return journey seven times without dying, you get the chance to try and pick up pieces of garlic and crosses. It is just as well that you are told what you are looking for as the necessary items just happen to be invisible. No subtle hints here! Should you succeed in breaking the curse, you get a crack at the Alien Presence. He, it would appear, is not exactly over endowed with grey matter, for whilst he has carefully made his guardians impervious to the blasts from your gun, he will expire under a hail of bullets and not surprisingly, it is his destruction that concerns you most.

Hoodoo Voodoo is a below average shoot-em-up and even at its budget price does not represent particularly good value for money. G.H.

### TOUCHLINE

Title: *Hoodoo Voodoo*. Supplier: *Bug Byte, Victory House, Leicester Place, London WC2H 7NB*. Machine: *C64*. Price: *£2.99*.

Originality: *4/10*. Graphics: *4/10*. Playability: *4/10*. Value: *5/10*.




## DROIDS

Due to an unfortunate accident involving solar flare, all computers on the prototype warship Arachnid are out of action and the ship's defence mechanisms have automatically been switched into red alert battle mode, programmed to destroy anything and everything that comes into range of

its detectors. This could just prove to be a trifle embarrassing as the planet Venus is only 24 hours away. Because of this, you, as an agent of ILEA (Interglactic Law Enforcement Agency) have been briefed to shut down Arachnid whatever the cost.

By means of a sophisticated teleport system that the computer is incapable of overriding, you have been beamed aboard the ship and must attempt to close down each of the decks in turn. In order to do this, you must first clear the deck of all droids and then access a terminal and attempt to discover the correct five port code. You can then move to the next deck by means of an internal teleport system.

The droids must be shot several times before they are des-



troyed and have an annoying tendency to fire back whilst you are attempting this manoeuvre, depleting some of your energy if you hit. You must also avoid bodily contact with them as their defence mechanisms interact with yours causing a similar energy loss. This is somewhat annoying as when you move off the edge of one screen, you have no way of knowing the location of the droid on the next one. If you happen to walk right on top of him, it tends to be game over time (you only have one life).

Having destroyed the droids on a particular deck, you can try and close it down by accessing a terminal. Here you go into a mini-mastermind game. The code is a series of five bytes which can be either set or not. You have five goes to find the correct sequence. After each input, you are told how many bits have been set correctly. The terminals can also be accessed for other reasons. You can get a map of your surroundings (side and top views) and also attempt to gain some extra energy. This is not very well implemented and spoils an otherwise enjoyable game. The idea is that the energy packs must be dropped into gaps in a series of sliding blocks. If you succeed in getting the energy from top to bottom, it supplements your total. If you mistime a drop, the energy pod is lost. There are six pods on each deck. The problem is some horrible flickering scrolling which I found most off-putting.

These grumbles apart, Droids is a nice mixture of action and strategy. It would be ideal for someone who found Impossible Mission a bit too hard.

### TOUCHLINE

Title: *Droids*. Supplier: *Anglosoft*. Machine: *C64*. Price: *£7.95/£9.95 cass/disk*.

Originality: *7/10*. Graphics: *6/10*. Playability: *6/10*. Value: *6/10*.



## MISSION ELEVATOR

The FBI is in a mess. Foreign agents have taken over one of their Central Intelligence Units and are attempting to blackmail the American Government. Unless the White House gives in to the demands, the CIU will be blown sky high. Fortunately, an agent discovered that the bomb was hidden on the 62nd floor of a hotel and also learned the special code necessary to stop the bomb from being detonated. Unfortunately, he was then discovered but he did manage to leave several clues dotted round the hotel waiting for some brave agent to break in.

The hotel is split into units of eight floors and before you can move to the next unit, you (for it was you that was foolhardy enough to volunteer) must discover the location of the key to the emergency exit. This is owned by the porter who will quite willingly give it up if you can find him. This is no easy task though as first, you must search the furniture for a pass key that will let you open all the doors of the hotel and discover their contents. The hotel is also infested with enemy agents who will shoot on sight if you don't eliminate them first. You can also leap and duck out of the way of stray bullets as well as firing from a normal and low position.

The hotel is full of features to be examined and explored. You need to find the various bits of password that will help defuse the bomb. There is money to be found which can be spent at the bar or gambled away in a game of dice. Clues are also hidden in furniture although you should be careful exactly what you examine. An electric socket gives a nasty shock if you insist on looking at it too closely and you can also have fun with the fire extinguishers. Movement through the hotel is by a series of lifts hence the title of the game.


Although it sounds fairly simple to play, believe me it's not and you will find yourself getting wasted fairly frequently. The graphics are colourful and quite well animated, especially the enemy agents. A nice original arcade adventure that even though it is very difficult to finish, is very simple to play and always demands 'just one more go'.

G.H.



## TOUCHLINE

Title: *Mission Elevator*. Supplier: Micropool: 4 Mercury House, Calleva Park, Aldermaston, Berks. RG7 4QW. Machine: C64. Price: £9.95/12.95 cass/disk. Originality: 8/10. Graphics: 7/10. Playability: 7/10. Value: 7/10.



## TOMB OF TARRABASH

Have you ever played any of those games which are set inside an ancient tomb where there are statues and weird creatures and of course, the inevitable mummies?

There is another in that genre and it lacks a lot of originality and is really quite tedious.

Once you've worked out how to play the game and how the controls work you're halfway there.

The character which you control (looking absolutely nothing like Indiana Jones!) can walk left and right and jump. You'll need to get the hang of jumping as soon as possible because there are some very wide gaps to negotiate. If you fall down the stair gaps it doesn't matter but if you fall in a sandpit then you dissolve very quickly and lose a life.

You can also walk behind the stairs if you jump as you are approaching them so there aren't as many dead ends as first impressions create. If you stand behind the stairs then you're safe from the monsters too. This is quite handy as you can wait till there are less of them around to kill you before you cautiously emerge.

Other traps include bars which come down on you just as you walk beneath them and giant saws which do likewise. However, these can be slowed down considerably by nutting buttons in the ceiling of the tunnel. There are plenty of these around all operating different traps so the best thing to do is hit them whenever you see them.

You may find that this game appeals to you, but on the whole I think it's far too tedious. Even with the limited memory available I think that more imagination could have gone into it.

M.C.

## TOUCHLINE

Title: *The Tomb of Tarrabash*. Supplier: Audiogenic, 39 Suttons Industrial Park, London Road, Reading RG1 6AZ. Machine: C16. Originality: 4/10. Graphics: 5/10. Playability: 3/10. Value: 4/10.



## SPEED KING

The smell of petrol, the sound of powerful engines revving, the odour of leather and sweat and the pumping of your heart as you await the starter's signal. The crowd is tense, the engines roar and the man-machine team moves as one at unthinkable speeds.

Motorbike racing has had a lot of coverage in the computer games market but there is always room for a better version of an old formula and Speed King has a lot going for it in terms of excitement and addictiveness.

The lay out of the game is simple. You can choose from four courses; Hockenheim, Monza, Silverstone or Paul Ricard. They all look similar though the sky and track are in different colours and some are slightly longer. Not being familiar with these famous circuits I cannot tell whether they are authentically reproduced here.

Once you have chosen your course you appear at the starting line and off you go.

At the top of the screen is all the information you need to check up on your progress. You are told your speed, gear, time, which lap you are currently on and your position in relation to the other 19 riders.

To get your speed up you have to work your way to top gear. Maximum speed is 240mph. Once you have the hang of the steering and you have perfected your overtaking technique then there should be no stopping you. Having said that, I haven't yet completed a race without coming off. When you do crash you disappear in a ball of flame and then miraculously reappear unharmed to take up the challenge where you left off.

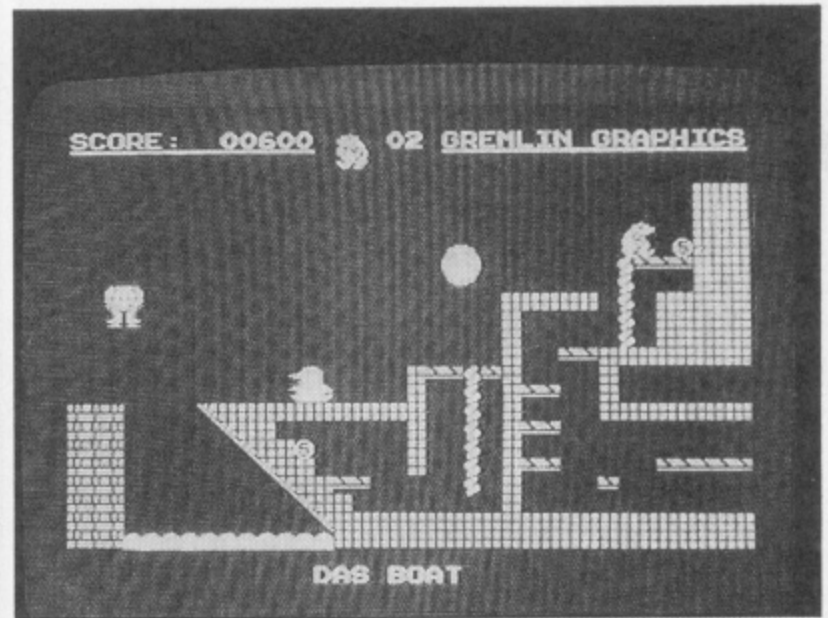
One quite major criticism of this game is the ease in which you can hold the lead. This may sound pretty but once you have the knack of controlling your bike it is a fairly simple matter to put yourself ahead of the field and stay there. As long as you keep your speed above 200mph then there's no way any of the other bikes can catch up. In once race I actually took the lead in the first lap and held it for the complete five lap race. I never saw another rider! This means that the circuit gets a little tedious especially as you don't even seem to be able to lap anyone.

Having said all this the game was a big hit in the office. It's possible to set up some quite good tournaments by attempting to beat the lap record. I've played it a lot and I'd play it again since setting new objectives – not crashing at all, beating the course record, or your friends best time – gives it

more of a lasting appeal than perhaps would be expected. Don't forget too that it's only £1.99!

### TOUCHLINE

Title: *Super King*. Supplier: *Mastertronic*, 8-10 Paul Street, London EC2. Price: £1.99



## MONTY ON THE RUN

**M**onty Mole, that eternally endearing little character from Gremlin, is back in this game for the C16.

Having seen the 64 version some time ago, I was looking forward to this and it wasn't a disappointment.

The graphics are quite colourful and effective and the little character, although looking more like a short, squat teddy bear than any mole I've ever seen, is quite agile and can take any number of falls seemingly without physical damage.

As a platform game, it is, of course, full of all the usual hazards. There are numerous floating alien type beings who must be avoided. In fact it is advisable to give them a very wide berth since some of them seem to have a force field around them which is as deadly as the beasts themselves. Others can be approached without much danger except when you actually touch them. When you die there is a ghastly crunching sound that makes you feel as if all your bones are being ground to pulp. Not very nice.


One danger worth watching for is the pistons which shoot down at irregular intervals and squash you to pieces. On one screen it is impossible to avoid this untimely death if you walk on at the wrong place. I managed to die in exactly the same place three times before I sorted this out.

Despite the fact that this game is not really original (think of a platform game and all the classic qualities are here), it has an addictiveness which is difficult to explain. If you've got a C16 and a bit of spare cash then I thoroughly recommend this game. Treat yourself. **M.C.**


### TOUCHLINE

Title: *Monty on the Run*. Supplier: *Gremlin Graphics*, Alpha House, 10 Carver Street, Sheffield S1 4FS. Price: £6.95. Machine: C16.

Originality: 5/10. Graphics: 7/10. Playability: 10/10. Value: 9/10.







## BEYOND THE FORBIDDEN FOREST

Connoisseurs of C64 games may remember the excellent Forbidden Forest of a couple of years ago. Well, you guessed it, this is the sequel. For those of you not lucky enough to see the original the game went something like this. You armed with your trusty bow and arrow must run through the forbidden forest avoiding and killing the monsters that are out to get you. The nasties appeared in waves and such creatures as giant frogs and skeletons were after you.

When this program first appeared a bit of an outcry developed in some of the magazines since the graphics in the game were extremely gruesome, especially the spurting blood when you killed or were killed. Well you'll no doubt be pleased to know that Beyond the Forbidden Forest offers the same amount of horror but with an even better game.

According to the instruction sheet, Beyond the Forbidden Forest is a game written in four dimensions. The four dimensions are described as the following. Left and right movement as you would expect and the passage of time as with the original game, but now you can also move into and out of the background. This means that instead of simply running left and right in front of all the objects it is now possible to run behind them to hide from a monster or simply charge into the background to attack a particularly ugly looking monster. This added dimension certainly adds something to the game and makes it all the more difficult to play. One extremely nice touch is the way that both you and the monsters get smaller as you move 'into' the picture, the fact that you get smaller the farther away you are is something that many games overlook.

As previously mentioned you are armed with a bow and arrow. Controlling this at first is a little bit of a problem but you soon become used to it. The reason that it is a little trick is that on a press of the fire button your aim is taken alternately higher and lower, whatever position you release the fire button in is the height that your arrow is fired at. Once you are used to this then control is excellent though at the start of the game you will no doubt find your precious arrows flying off nowhere near the monster.

As for the monsters, well you couldn't hope to meet a more disgusting bunch. Firstly you'll have to face the worms which pop out of the ground with a frequency that tells you that they certainly don't like you. Get too close to one of these and you're sure to be pulled under ground for dinner. Watch the screen and you'll soon see the worm re-appear

and regurgitate what is left of you back into the playing area, I told you the game was blood thirsty.

Once you have dispatched the worms it's on to the dragonfly. Again take careful aim before this enormous sized fly carries you off for its dinner, accompanied by the usual gory effects of course. Following its on to face the chimera.

As you kill a monster then some mysterious power gives you a golden arrow, to use later in the game. Should you loose a life then arrows are taken away and you are re-incarnated to fight once more.

Once evening arrives, and if you have enough arrows, then it's off to fight the monsters in the underground caverns. Firstly you have to face the bats swooping at you from all directions. Next comes the hydra, a four headed monster breathing fire at you from each mouth, not a pretty sight. Should you ever defeat this then it's on to face the ultimate monster 'The Demonorgon', firing bolts of fire at you from each eye this is a monster that must be despatched very quickly, if not then it will certainly despatch you.

Playing Beyond the forbidden forest is rather like playing the part of the hero in some epic horror movie. The animation of the monsters is excellent and the atmospheric music certainly helps set the scene.

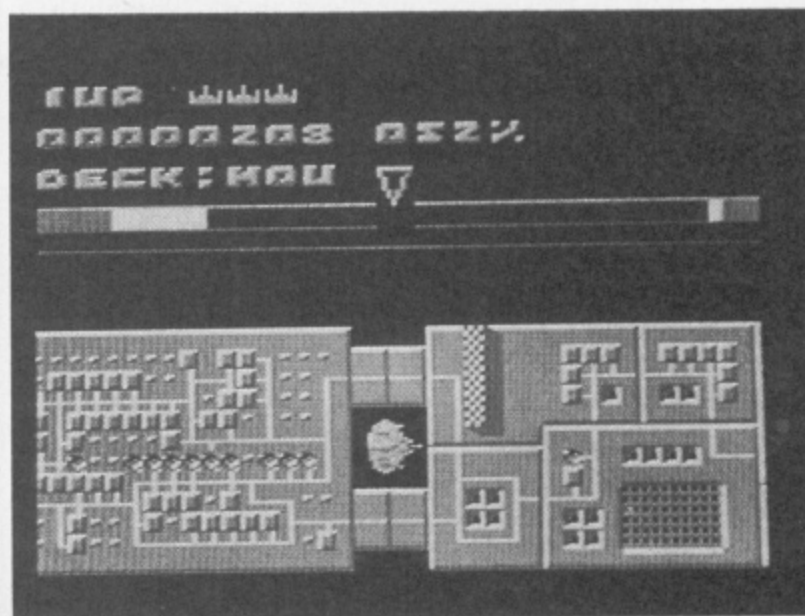
If you aren't squeamish then I suggest that this is one game that is a must in your collection. However, don't play it too late at night, you never know what might happen.

**TOUCHLINE** Name: *Beyond the Forbidden Forest.*

Machine: *C64.* Supplier: *US GOLD, Units 2/3,*

*Holford Way, Holford, Birmingham, B6 7AX. Tel: 021-356-3388.*

Originality: *6/10.* Graphics: *9/10.* Playability: *8/10.* Value: *9/10.*



## W.A.R.

Scrolling space battle games certainly received a boost in popularity when Uridium appeared. W.A.R. is certainly a variant on this theme complete with gigantic scrolling spaceship, enemy craft hot on your tail and of course lots of things to shoot.

At first glance W.A.R. does seem to offer a great deal of excitement with an excellent scrolling background and lots



of enemy fighters, its only after playing it for a short while that the tedium sets in.

The actual scenario for the game is a chain of cylinders, the inside of which is a complete city. Your job is to destroy each of 20 cylinders each of which has a specific purpose. When your ship enters a cylinder a self destruct timer is initiated. After this timer has run down an escape portal opens for the enemy to escape through, you must get to this and follow them through before the ship cylinder blows up.

Actually making it to the portal is, on the first level anyway, a piece of cake. The enemy fighters aren't particularly nasty and aren't that quick. However once you reach the portal things are a little different. Before you can go through the portal you must de-code the colour lock. Not an easy task. To decode the lock you must shoot all of the coloured squares that re the same colour as the top line of the screen. Oh, and the blocks are moving. After many hours of playing I must admit that getting through the lock is extremely difficult it not nearly impossible. I can't help thinking that the programmers simply added this stage of the game to make life a little more interesting, after all the first level is extremely easy. It is extremely irritating to find that you survived a level only to loose your ship because you can't get past the lock. I rarely lost a life while battling it out on the cylinder.

In my view W.A.R. is a game that had a lot of potential which failed to come through. Summing up best done by quoting someone who played the game by saying 'it's a 2nd class Uridium'.

**TOUCHLINE** Name: *W.A.R.* Price: £8.95. Machine: *C64*. Supplier: *Martech, Martech House, Bay Terrace, Pevensey Bay, East Sussex. BN24 6EE. Tel: (0323) 768456.* Originality: *4/10.* Graphics: *8/10.* Playability: *6/10.* Value: *6/10.*

## MIAMI VICE


Programs based around TV or film titles are bound to sell on their titles alone. This is obviously a good thing for the software houses, but I can't help wondering how the buyers will feel if the game doesn't live up to their expectations.

Miami Vice, as its name suggests, is based upon that extremely popular TV series of the same name. Crocket and Tubbs have heard that a shipment of contraband is due in town. Your job is to get out on the streets and find the contraband.

You are supplied with a set of possible meeting places for the gangsters involved with this caper, together with the times that the gangsters may be there.

Now appears the first problem. You have a drive around town and try to reach a meeting place where the gangsters may be, at the correct time of course. Having worked for quite a while in this town you would have thought that our heroes would know their way around. Not so, finding the correct bar is a feat in itself, nevermind getting there at the correct time. My advice is to spend your first few hours playing the game making a map. I say hours, as the playing area is extremely large and it is very difficult to drive around.

Ocean has obviously realised this, since, a few days after the game arrived, they sent me a map of the city with all of the bars etc. marked upon it. This was a godsend as I must admit without it I would have tired of the game extremely



quickly and probably never have got as far as meeting a criminal.

Driving around the town presents quite a big problem as there seems to be something fundamentally wrong with the design of the car. If you were driving down the road with a car of your left and you wanted to turn right, you would think that there would be no problems. Wrong, turn your car to the right and your back end will swing out clonking the other car and sending you back to the start. If you should drive close to the edge of the road and try to turn away from it the same happens. This makes it impossible to turn in certain circumstances, the only option open to you is to crash. Now I don't know about you but I've never been in a car that suffered from this problem.

Once you actually reach your destination, if you ever do, you have to be very careful of the time. If you arrive too early the crooks will spot your car and drive off. If you enter a meeting just as it starts then the crooks will have fled leaving the evidence behind. If you enter four to eight minutes after a meeting has started then you may find a crook carrying evidence. If you enter eight to 12 minutes after a meeting has started then the location will be deserted, though if you leave quicky enough you may spot the crooks in their getaway car and give chase through the streets firing at them out of your window.

Overall control of the game is quite simple, even if the actual game play is complicated, though a large number of options are available from the joystick (shoot, leave car etc.). The graphics, though not brilliant, in the road scenes are adequate with a superb smooth scrolling city background seen from above. The meeting places, bars, are quite well detailed and searching through the rooms looking for the crooks and evidence is quite atmospheric.

Fans of the TV series will no doubt turn up their TV's volume as the familiar TV theme and rock music is played by the computer, played at a high volume this does add something to chasing around town looking for crooks.

I can't help thinking that due to the fact that the game lacks a little in playability it will hold your interest for little time. Miami Vice suffers from a severe case of 'nice idea, shame about the game'.

**TOUCHLINE** Title: *Miami Vice.* Machine: *C64*. Supplier: *Ocean, Ocean House, 6 Central Street, Manchester M2 5NS. Tel: 061-832-6633* Originality: *9/10.* Graphics: *8/10.* Playability: *4/10.* Value: *6/10.*



## POWERPLAY

There have been many attempts to bring question and answer quizzes to computer screens but most have tried to copy Trivial Pursuit too closely. Powerplay forsakes the pie slice board game to provide a new and exciting recipe.

The screen display is taken up by a chessboard matrix in a classical setting like Ancient Greece. At the corners of the board stand two pieces and the idea of the game is to conquer your challengers by superior general knowledge and fast reflexes.

The questions appear beneath the board and the four optional answers appear. Whichever option you think is correct can be selected by keyboard or joystick and the answer affects the boardgame.

A correct answer allows you to move one of your pieces one square on the board or to increase its power. When two opposing pieces are on adjacent squares a challenge can be issued. The combatants must prepare to spot the correct answer to randomly selected questions and the one who wins diminishes the power of the opponents piece. If the pieces are both very strong, the speed battle must be repeated on successive moves until one of the players decides that it is time to run for cover before his character is destroyed.

Flashing squares around the board act as a teleport device which allows fast movement around the board to another flashing square. This is especially useful for a fleeing piece, as long as it doesn't take it to a square near an even more powerful foe.

The questions are varied and taxing with three sets available with the game. Also included is a question base compiler which allows you to construct your own quiz. This is especially useful for families where children would find the questions far too difficult. A quiz centred around nursery rhymes or even school work would turn the drudgery of learning into a pleasure.

When we played the game in the office the interest was high with everyone trying to get in on the action. This is the supreme accolade which few games seem to achieve and even fewer manage to sustain. Perhaps its addictive qualities derive from the ability to clobber your opponent with superior knowledge, or even by successful guesswork, but it certainly has pulling power.

The graphics are quite cute with the pieces evolving from a lower warrior towards a top ranking minotaur. Once the higher echelon has been reached further correct answers merely add to its strength and very powerful battles can be

joined at the climax of the game.

Although the game is well devised and professionally executed I still don't feel that the ultimate game of this type has been achieved. Powerplay goes a long way along the road towards the definitive work and as it stands is on a par with US Gold's Mind Pursuit. Together these games are streets ahead of their rivals but the road is long. **L.D.**

**TOUCHLINE** Title: *Powerplay*. Supplier: *Arcana*. Machine: *C64*.

Originality: *8/10*. Playability: *9/10*. Graphics: *8/10*. Value: *8/10*.

## PARALLAX

**Y**ou, together with one of the Earth's most eminent scientists have landed on an artificial world. Everything was going well until you discovered some secret information that showed that the inhabitants of this world were planning a surprise attack on Earth. The once friendly natives immediately turn hostile and it is up to you to find your fellow scientists and an Intergalactic Teleport in order to make good your escape.

The planet is divided into five main zones, alpha, beta, gamma, delta and epsilon and there is one of your friends in each zone. There are many other scientists in each zone and you must capture or kill them in order to learn about the password that will admit you to the next zone. These are to be found in hangars which also contain computer banks, shops and intelligence units. These can only be entered on foot and so it is necessary to leave the relative safety of your ship and wander round, making sure that you possess enough oxygen and ammunition for your journey.

As you eliminate the scientists, so you can pick up their data cards which serves you two useful purposes. Firstly, it allows you access to part of the code, but it can then be exchanged at the bank for a number of credits with which you can then stock up on your requirements. You need to capture one of the scientists but he will refuse to help you unless you have acquired some drugs and use them on him.


Having explored your immediate surroundings on foot, you will want to move elsewhere so it's back to your ship and ready for take off. Your craft is highly manoeuvrable and can fly under as well as over certain parts of the superstructure. This is just as well as you are under constant attack from the enemy forces. You can gain extra speed by flying through a black hole and can teleport to another part of the zone again by flying over the appropriate unit. You will certainly need to activate your shields and remember to put your landing gear down before you land again.

Parallax is a fast action packed shoot-em-up that will certainly appeal to fans of the genre although I felt that the different elements of the game didn't quite fit together properly. The graphics are certainly very slick apart from an appalling opening sequence which seems designed to induce fits of epilepsy with its stroboscopic effects. **G.H.**

### TOUCHLINE

Title: *Parallax*. Supplier: *Ocean, Ocean House, 6 Central Street, Manchester M2 5NS*. Machine: *C64*. Price: *Cass £8.95 Disk £12.95*.

Originality *7/10*. Graphics: *8/10*. Playability: *6/10*. Value: *6/10*.





# YES

## The Final Cartridge II

# YES

**H & P Computers**  
9 Hornbeamwalk  
Witham Essex CM8 2 SZ England  
Telephone: 0376 - 51 14 71.



## C16 - PLUS 4 CENTRE


Books - Games - Budget Games  
Text Adventures - Graphic Adv  
Sport Simulators - Flight Simulators  
Utilities - Music Makers - Paint Prog  
Graphic Designers - Data Bases  
Spread Sheets - Word Processors  
Business Progs - Joysticks  
Ram Packs - Dust Covers - Leads  
Interfaces  
In fact anything to do with  
C16 or Plus 4.

Send S.A.E. for a detail leaflet.

C16/Plus 4 Centre, ANCO Marketing Ltd,  
4, West Gate House, Spital Street,  
Dartford, Kent. DA1 2EH. Tel: 0322 - 92513/92518

24 Hour hot line: 0322/522631

## THE OFFICIAL COMMODORE 128 PROGRAMMERS REFERENCE GUIDE



- NEW - Just published.
- 744 pages. Large format - 7" x 9". Plastic Comb binding - lies flat
- 9 authors including designers of C128 software, designers of C128 hardware package, developer of 80 column chip, customiser of CP/M
- Topics include this and much more:-
- Basic 7; machine language monitor; mixing BASIC and ML
- BASIC 7 comments for graphics, sprites, sound and music
- Input and output information - disks, printers, RS232, modem, joysticks, mouse, serial bus etc.
- CP/M comments, CP/M Bios calls, Z80 map, various CP/M disk formats
- Hardware schematics, electrical specifications and operating characteristics, p.h. descriptions, etc.
- Memory management unit, bank switching, configuration register, raster interrupts, 80 column chip programming etc.

COMMODORE 128 PROGRAMMERS REFERENCE GUIDE E18-90 in UK/Europe ISBN D 9507650 5 8. UK distribution by Level Ltd (Computer Publications), P.O. Box 438, Hampstead, London NW3 1BH. Enquiries 0403-710971

Also available PROGRAMMING THE COMMODORE 64 (by R. West) ISBN 0 950 7650 2 3. 624 page teaching and reference book. We've given this book 10 out of 10 - Softpost, Commodore.

### MAIL ORDER FORM

Send orders and make cheques payable to Level Ltd (Computer Publications) Biblios Distribution Ltd, Star Road, Partridge Green, Nr. Horsham, W. Sussex, RH13 8LD

Quantity	Title	PRICE
_____	Programmers reference guide for the Commodore 128	£18.90 + £2.00 p&p each
_____	Programming the Commodore 64 (R. West)	£14.90 + £1 p&p each

TOTAL \_\_\_\_\_

NAME/ORGANISATION \_\_\_\_\_

ADDRESS: \_\_\_\_\_

FOR YOUR  
COMMODORE  
128

## 80 COLUMNS ON YOUR TV/MONITOR.

They said it couldn't be done - Commodore couldn't do it, the TV manufacturers couldn't do it, but TRILOGIC have done the impossible - we've converted RGBI into RGB. Your RGB TV/monitor becomes a 128 compatible RGBI monitor when you use an I-Con interface.



THE I-CON INTERFACE  
AVAILABLE ONLY FROM-



### THE I-CON RANGE OF 80 COLUMN INTERFACES

IT'S INCREDIBLE  
WHAT THE  
**I-CON**  
CAN DO!

#### TYPES AVAILABLE

**I-CON 1** for Ferguson TX range. 40/80 column switching on the monitor. All 16 colours & sound in both modes.  
**I-CON 2** for Hitachi & Granada Rental TVs with RGB input. 40/80 column switching on the I-Con 2. 80 column mode in all 16 colours. 40 column mode in "Green Screen" monochrome. Includes Audio connection.  
**I-CON 3** for Fidelity CTM1400 & CM14. 40/80 column switching on the I-Con 3. All 16 colours & sound in both modes.  
**I-CON 4** for TVs with Scart Socket. 40/80 column switch. All 16 colours & sound in both modes. Automatic switching to A/V mode (where applicable).

I-Con Interfaces made to order for other TV/monitors with RGB input. Please send details of TV/monitor.  
& SAE with all enquiries.

Why spend up to £300 on a dedicated monitor when your TV/monitor is capable of giving surprisingly good results when used with an I-Con interface.

All I-Con interfaces use state-of-the-art components to enable most TV/monitors with RGB input to give professional monitor quality display.

PRICE FOR ALL TYPES

**£27.95**  
INC. VAT & P&P.

see special offer

### SPECIAL OFFER

Purchase an Expert Cartridge and I-Con Interface together for only **£54.95** inc. VAT & postage. 1<sup>st</sup> saving of **£4.95**



- ▶ GIVES YOU 80 COLUMNS ON YOUR TV/MONITOR.
- ▶ CONVERTS RGBI INTO RGB.
- ▶ FULLY C128 COMPATIBLE.
- ▶ ALL 16 COLOURS IN BOTH MODES\*
- ▶ AUDIO LEAD INCLUDED.
- ▶ 40/80 SWITCH (WHERE APPROPRIATE).
- ▶ SIMPLY PLUG-IN AND SWITCH-ON.
- ▶ AVAILABLE FOR MOST RGB TV/MONITORS.

\* 40 COL MODES IN MONOCHROME WITH I-CON 2.

ORDERING  
SEND CASH/CHEQUE/P.O. STATING  
MODEL REQUIRED • EXPORT ADD £1  
EXTRA • PROMPT DESPATCH •  
17p STAMP WITH ALL ENQUIRIES •

MAIL ORDER Dept Y/NDJ/3 29 HOLME LANE BRADFORD BD4 0QA  
CALLERS 329 TONG STREET BRADFORD BD4 9QY Tel (0274) 684289



# Pick of the Sticks

*If all that zapping has finally left your joystick in a state of collapse then read on to find out the best buys for games players.*

*By Eric Doyle*

**W**e've all heard that a bad workman blames his tools but there are occasions when the workman may be bad because of his tools. Choosing a joystick is far more than just stringing along with the latest trend. Ponder on the ergonomic complexities and you'll soon appreciate the art of the joystick maker.

Firstly there is the problem of which hand to use. Left-handedness is no longer considered to be a sinister defect so the perfect stick should be symmetrical. In simple terms this means that if the fire button is not centrally positioned then there should be two of them.

The second consideration is a little more tricky because it depends on your style of play. Most people seem to prefer holding the base in their weaker hand while waggling the stick with the other. Problem number one is how large is the human hand? Obviously there is no fixed rule, all hands are different and so this area is open to much speculation.

As a student I worked on a Kit-Kat production line where I learned that the thickness of the chocolate bar is a tenth of the span of the average adult hand. As a packer I knew that a handful of Kit-Kats would slot nicely into a box, designed to hold 10, which made the job extremely easy. What if my hands were not within the parameters of averageness? The result would be cramp and aching muscles.

So it is with joysticks. Choose the wrong size and your gameplay will suffer.

Finally, we must consider the sensitivity and robustness of the sticks manufacture. Robustness is essential, after a hard session of alien bashing it is very irritating to find that the ultimate high score has been missed because the stick has become detached from the base or because one of the switches has failed. Some people really give the control unit a lot of stick while others prefer delicate movements. For the former a highly robust but insensitive stick would suffice but for the latter a more subtle unit with less 'throw' would be best.

Unfortunately, most players are joystick bashers but the Commodore joysticks have all proved to lack the

necessary sturdiness. This has left the field wide open for independent companies to provide a range of sticks to suit all tastes.

The Pro-Ace Competition Joystick is probably one of the most physically robust sticks on the market. If you come from north of the Border you'll appreciate that using this beast is akin to stirring good thick porridge. In other respects the stick is beautifully designed. The base is small enough to fit comfortably in the hand and is stable enough to stand on a desk top. The fire button is a centrally positioned bar which can easily be operated by the side of the thumb. This gives a better grip for the supporting hand which is essential because the stick takes some pushing and pulling to make it work.

If you're not into bench presses and weight lifting, the Micro-Ace is a better bet. This is the same design as the Pro except for one crucial difference. The internal switches are not the crude leaf switches of the cheaper unit and the Micro label refers to the use of microswitches internally. These not only ease the amount of pressure required but are also less likely to fail.

Often differences between joysticks only become obvious when you delve inside. Take the Euromax and Micropro. On the face of it the only difference is the shape of the twin fire buttons. Rather novel square buttons on one and oversize round






ones on the other. Plug them in and give them a whirl and one thing becomes very clear, the Micropro stick is sluggish and the buttons less reliable. Added to this the Euromax has a continuous fire button switch on the back for those games where ammunition is not at a premium.

Both sticks use microswitches but a look inside reveals that the Euromax has a longer central spindle. This gives better leverage on the switches and means that less effort needs to be applied in pushing the switch contacts around. Compared to the Pro-Ace either stick is easier to operate but the bases are much larger and small fingers may find it easier to rest the stick on a firm surface.

When is a stick not a stick? This may sound like a nursery riddle but just look at the Wiz Card and the Joy Ball.

The Wiz Card is small, inexpensive and innovative. Instead of the usual macho stick protruding manfully from its base, there is a small pad about the size of a 10 pence piece. This can be operated by the pressure of your finger but is not as sensitive as a traditional stick. Part of the problem is the way the pad is positioned at the front of the card. If the fire buttons and the pad were transposed, the quality of the card would increase. To test the theory I turned my monitor upside down and reversed the card in my hand. Immediately the card felt more comfortable and, despite the eccentricity of the inverted screen, my success rate increased.

As a serious game controller the Wiz Card is not a general purpose unit. Fast action leaves it behind but its neat appearance does lend it to business software or graphics and music utilities. In these areas I found I



actually preferred it to a joystick or a mouse. Flat on the table it's as easy to use as a doorbell, leaving one hand free to scratch your head or hold your coffee.

Hand-held is not a term applicable to the Joy Ball. The size of the unit makes it desirable to find a nice flat surface. I've grown quite attached to this monster. At first I thought it was all gimmick and no action but a few minutes practice soon proved me wrong.

The Ball should not be confused with the rotating joyballs used on arcade machines. These are just mice lying on their backs. The Joy Ball is just an obese joystick and operates by rocking it in the desired direction. Because you don't have to grip it the strain is less than with a conventional stick and this makes it ideal for anyone with manual disabilities.

I'm afraid that left handers will find the button positions awkward to use but the ease with which the ball rocks does mean that a weak right hand could cope with this.

The array of buttons look formidable at first but they are probably the best selection available. The right hand pair are just normal



buttons but the left pair are rapid fire units. On shoot-em-ups the rapid salvos to be fired, the other buttons are available for more subtle applications.

To attempt to recommend a joystick from this selection would be a pointless task. It all depends on your needs and physical make up. Personally I prefer the Euromax and the Joy Ball but I would recommend that you search out a good retailer who will let you try out a range of sticks. The main criteria relate to the sensitivity of the unit and how comfortable you feel when using it. Always make sure that the aliens are going to come off worst at the end of the day.

YC

## Touchline

Euromax Electronics Ltd, Pinfold Lane, Bridlington, North Humberside. 0262 602541.





# Contributions

*So you own a Commodore? So you've  
written some programs? So why haven't you  
sent them to us?*

**Y**our Commodore is always on the look out for new programs, hints and tips, articles and even regular series. In fact if you have something that you think could be of use to other Commodore owners we want to hear about it.

So if you have got something which you think we may be interested in. How do you go about submitting it to us?

Below you will find a list of guidelines that will help us to deal with any item that you send in to us. We don't expect everybody to be the next William Shakespeare but if you do follow these simple rules then it will make our job a lot easier.

1) If possible all material sent to the magazine should be typed or printed out on a computer printer.

2) All text should be double spaced i.e. there should be a blank line between each line of text. You should also leave a margin of about 10 characters around the text.

3) On the very first page you should put the following:

Name of the article  
Machine that it is for  
Any extras required - disk, printer etc.  
Your name  
Your address  
Your telephone number

4) The top of every page should have the following information on it:

Abbreviation of the article title  
Your name  
The page number

For example, suppose you had submitted an article on C64 interrupts. You should put something like the following at the head of the page:

Interrupts/J.Smith/1

5) Please make sure that you do not make any additional marks on your text especially underlining.

6) Try and write in clear concise English, it does not have to be a work of literature but it must be comprehensible.

7) On the bottom of each page you should put the word MORE if there are more pages to the article or ENDS if it is the last page.

8) If possible, enclose a listing of all programs.

9) Under no circumstances use a staple to hold the pages together. Use a paperclip instead.

10) Programs should be included on either disk or tape. Make sure that you SAVE two copies of every program so that we have a better chance of loading them if problems occur.

11) Programs under 10 lines can be included in the text. If your program is longer than this you must enclose a disk or cassette.

12) If your article needs any artwork then supply clear examples of what is needed. We don't expect you to be an artist but we do need to see what is required.

13) Photographs, if necessary, must be either black and white prints or colour slides. We can take shots ourselves so don't worry about this too much.

14) Submissions of any length are welcome. If you have a five line routine that you think may be of use to someone else we welcome it just as much as a full blown six part series.

15) Payment varies quite a lot and depends on quite a number of factors, such as complexity of program, presentation of program, number of magazine pages it takes up etc. Payment is generally between £10.00 and £800.00.

16) All payments are made in the month that the magazine containing your article has appeared in print.

17) If we do find your submission suitable for inclusion in the magazine we will write to you giving the terms of publication, the rate of payment and an agreement form. Prompt return of this form will allow us to use your program as soon as possible.

18) If you want the program returning to you, should we find it unsuitable for publication, then you should enclose a stamped self addressed envelope.

19) The last and most important point to make is 'get writing', we are waiting for your articles.

YC



# Evesham Micros

## ALWAYS A STEP AHEAD



THE BEST IN  
BACKUP METHODS  
IS NOW EVEN BETTER

NOW HANDLES PROGRAMS THAT LOAD SUBSEQUENT PARTS

"Freeze Frame MKII" must have been the world's most powerful and most successful backup product. The success of "Freeze Frame" spawned several imitators but they are pale imitations of what we are convinced, is the most advanced and easy to use backup product in the entire world.

Now the "MKIII" version has moved "Freeze Frame" well ahead of the "opposition". As well as its unfailing skill in handling every memory resident program available for testing up to 1st July 1986 it will now transfer from tape to disc the vast majority of programs that load subsequent parts.

### FEATURES

- TAPE TO DISC
- DISC TO DISC
- COMPLETELY SELF CONTAINED, NO EXTRA SOFTWARE NEEDED
- FILES COMPRESSED FOR ECONOMY OF STORAGE SPACE
- 128/128D COMPATIBLE IN 64 MODE
- TAPE TO TAPE
- DISC TO TAPE
- RELOAD INDEPENDENT OF THE CARTRIDGE
- NOW HANDLES PROGRAMS THAT LOAD EXTRA PARTS
- PROGRAMS RESTART FROM THE POINT BUTTON IS PRESSED

### OPERATING "FREEZE FRAME"

"Freeze Frame" is simplicity itself to use. It is cartridge based so is simply plugged into the cartridge port. When the computer is switched on a message is displayed, pressing "RETURN" will clear the computer back to the normal start up screen. Software can now be loaded from tape or disc completely as normal. The latest version of "Freeze Frame" will, to the best of our knowledge, allow ANY software to load and run normally (unlike competitive products).

"Freeze Frame" can be brought into operation at any convenient point by pressing the button on it. You can then do one of three things:—

1. Pressing "D" will save a working version of the program in memory to a formatted disc. This version will include an auto booting very high speed reload (many programs reload in less than 30 secs).
2. Pressing "S" will save to disc with a standard reload speed that can be used by non 1541/70/71 drives U.S. spec. machines, etc., but perhaps more importantly by most fast load cartridges and systems. Use "Dolphin DOS" to reload anything in less than 10 secs. (Also suitable for U.S. spec. machines.)
3. Pressing "T" will save a working version of the program in memory to tape. This incorporates a high speed reload at approx. 2400 baud.

### IT'S AS SIMPLE AS THAT

ALL PROGRAMS SAVED WITH "FREEZE FRAME" CAN BE RELOADED INDEPENDENTLY OF THE UTILITY

ONLY £39.95

Owners of earlier versions can return them and upgrade for £14.95.

SERIOUS WARNING: THIS IS AN EXTREMELY POWERFUL PRODUCT AND IS STRICTLY FOR PERSONAL USE. DON'T COMPARE IT WITH ANY OTHER PRODUCT, NOTHING ELSE OFFERS THE POWER OF "FREEZE FRAME".

### QUIET DRIVE STOPS

This package incorporates new drive stops for two 1541s that will end for good the dreaded "woodpecker". The fitting process is very easy and a test program is provided to check the fitment. Helps prevent future alignment problems and makes your drive purr with satisfaction.

ONLY £4.95

## NEW MK.III VERSION

### ALIGNMENT PROBLEMS?

#### 1541 PHYSICAL EXAM

£39.95

The program includes a digital alignment disc and software which allows you to accurately check and correct disc drive alignment. The instruction booklet is very detailed. Also includes quiet drive stops to stop that "hammering" thus preventing further problems.

ONLY £39.95

### Quickdisc+

FAST LOAD PLUS UTILITY CARTRIDGE

After enjoying considerable success since its release we have now made some improvements to "QUICKDISC+" to maintain its position as the best value in the disc "speed up/utility" cartridges.

Fast LOAD (now 5-7 times normal speed). Works with majority of protected software. Can be switched in and out from the keyboard.

Fast SAVE at 7 times normal speed.

Fast Format takes just 20 seconds.

Fast Backup copies an entire disc in four minutes (not protected software).

Very Fast File Copier for selective file copying at HIGH speed. Now handles files up to 248 blocks long.

Improved DOS commands (DOS 5.1) makes for easy use of the disc drive. eg. \$RETURN will LOAD and display a directory without overwriting BASIC. SHIFT RUN/STOP will LOAD "0:\*", B,1 etc. Very, very useful.

Incorporates Centronics printer software (user port) with CBM graphics capability (requires user port centronics cable).

A RESET switch is fitted. (We have found this to be "unstoppable", it even preserves the tape buffer).

NO MEMORY IS USED by this cartridge, it is totally "transparent" and uses special switching techniques.

"128" and 1570 compatible in '64 mode.

PLUS MANY MORE USEFUL FEATURES TO MAKE YOUR 1541 FAR MORE FRIENDLY TO OPERATE.

ONLY £19.95

When reviewing "Quickdisc+" Commodore Horizons said: "A MUST FOR EVERY 1541 OWNER".

NOW EVEN FASTER

AND THEN THERE WAS

## DOLPHIN DOS THE DIFFERENCE IS STAGGERING

### THE FEATURES

- 25x FASTER LOADING (PROGRAM FILES)
- 12x FASTER SAVING (PROGRAM FILES)
- 10x FASTER LOADING (SEQUENTIAL FILES)
- 8x FASTER SAVING (SEQUENTIAL FILES)
- 3x FASTER LOAD AND SAVE (RELATIVE)
- (These figures do not allow for searching)
- Easy DOS commands from function keys.
- Fast formats 40 tracks giving 749 blocks free.
- Centronics driver software inbuilt.
- Machine code monitor.
- Can be switched out if necessary.

ONLY £69.95

If you require further information please send SAE for fact sheet.

Operates with the CBM 64 or 128 in '64 mode with 1541 disc drive.

### DOUBLER

The tape back up "device"

Doubler has been an enormous success and continues to sell very well. Why? Because it is the best product of its type on the market. Doubler uses a unique method that copies all types of software regardless of speed. It consists of the key part as software. The software is the key part as unlike other products of its type Doubler creates a brand new machine copy. In fact our tests have proved that this "device" can achieve 100% success. Requires access to two data recorders.

ONLY £12.95

Why settle for less—this is the best.



### DISC DISECTOR V5.0

Now the FIFTH generation of the country's leading disc back-up/utility package is available. This latest version includes many more "PARAMETERS" to handle the latest highly protected discs.

"EVESHAM 3 MINUTE NIBBLER" is the latest version of the infamous "Evesham Nibbler" now boasting even more power and speed. Will now copy even the most highly protected discs in 3-4 minutes. Handles the latest types of disc protection completely automatically. This often involves the use of the "PARAMETER COPIER" which adds the vital secret code that the highly protected programs check for (This is the important difference that makes this the best). At the time of going to press this program copied virtually every disc program available for testing including the latest in games and business software.

"DUAL DRIVE NIBBLER" allows the use of two drives to make even faster back-ups. Incorporates device number change software so no hardware mods necessary.

"NOVA TRANSFER" will transfer to disc the latest Nova Load programs including multi part loaders. A very useful utility that also includes routines to transfer "Summer Games II" and "Beach-Head II" to disc.

"DISCO" will transfer standard speed load software to disc.

"TRANS QD" allows you to save a fast load system to your own discs.

"DOUBLE BACK UP" is a very fast two drive back up.

As well as these important newcomers all the old favourite utilities which have helped earn "Disector" such a large following are included. These include Menu Maker (selective), Fast Format, Unscratch, Disc Monitor, Disc Orderly, Fast File Copy, Index, etc., etc.

The whole package is menu driven and has its own fast boot system built in for your convenience. Pays for itself the first day you receive it.

ONLY £29.95

Customers with earlier versions may return them along with a payment of £9.95 to receive V5.0

Programs are CBM 128 and 1570/71 compatible in '64 mode.

### ODDS AND ENDS

STAR NL10C The best Commodore ready printer, many features including 120cps draft mode, 27cps near letter quality, tractor and friction feed with semi automatic single sheet feed, most functions front panel switch selectable but perhaps most importantly the interface cartridge is replaceable. So if you change to another make of computer you simply purchase a new interface to suit.

ONLY £269.00

DISC NOTCHER Allows you to easily cut a second write protect notch in your discs so that you can use both sides. A very useful gadget.

ONLY £6.95

AZIMATE 3000 Lets you realign the head of your data cassette quickly and easily. Supplied with suitable screwdriver.

ONLY £6.95

3M DISKETTES The best quality discs, available from us at the price of cheap ones. Buy the best, they last a lifetime. Boxes of ten—

SINGLE SIDE/DOUBLE DENSITY £11.95  
DOUBLE SIDE/DOUBLE DENSITY £13.95  
OR PACKED IN A PLASTIC LIBRARY CASE £12.95  
SINGLE SIDE/DOUBLE DENSITY £14.95  
DOUBLE SIDE/DOUBLE DENSITY

COMMODORE COMPATIBLE DATA RECORDER Performs the same operations as the C2N or 1531 but a useful saving. Also includes a pause button (if for use with C16/PLUS4 please state)

ONLY £29.95

SUBJECT TO AVAILABILITY. ALL ORDERS DESPATCHED THE WORKING DAY AFTER RECEIPT

All prices include P&P and VAT. Send cheque, Postal Order or Credit Card No. Credit Card orders accepted by phone. Callers welcome. Wide range of goods stocked. Trade enquiries welcome. European orders send price as advertised. Outside Europe £2.00 for airmail. Mail order to Evesham please.

### EVESHAM MICROS

BRIDGE STREET, EVESHAM,  
WORCS. WR11 4RY.  
Tel: 0386 41989

### MICRO CENTRE

1756 PERSHORE ROAD,  
COTTERIDGE, BIRMINGHAM.  
Tel: 021-458 4564



In Australia contact: MICRO ACCESSORIES of S.A., 39b Anderson Walk, Smithfield, South Australia 5114. Tel: (08) 254 6284



# Letters

*Your comments on Your Commodore and everything else about computers.*

## Masterful

I have recently obtained a C64 and games are so dear that I switched to buying Mastertronic Software.

I have many titles (*Finders Keepers*, *Spooks*, *Zzzz*, *Kikstart*, *Master of Magic*, *Ice Palace*, to name but a few) and the quality of them is superb, great instructions, brilliantly designed inlay cards, not forgetting the game quality itself. You get all this for the budget price of £1.99.

I think that Mastertronic deserve a medal for the games they produce.

**Darren Kimber, Portsmouth**

*Praise indeed, Darren. Ever thought of a job in PR? Anyone else got a bee in their bonnet about a software house?*

## CP/Mystery

I have a C128 but at the moment the CP/M mode is used very little, as I find it hard to see any programs for it. When will the software houses bring out databases, wordprocessors and spreadsheets for it. If they have please tell me who they are.

Could you run a monthly page for the CP/M, please, to help us understand it better? I'm glad to see that more 128 programs are now in *Your Commodore*, excellent!

Lastly, What does CP/M stand for?

**David M. Thornton, Dundee**

*CP/M stands for Control Program for Microprocessors. Not very helpful is it? It's basically a system to make file handling on disk a lot simpler. There are several thousand CP/M programs available (it's been going since 1975). Try Softworld, 5-7 Forlease Road, Maidenhead, Berkshire SL6 1RP (tel 0628 75573) for further details. Watch future issues for our forthcoming series on CP/M.*

## Net Profits

Your regular reports on the latest from Compunet and Micronet in Communications Corner has sufficiently whetted my appetite to become involved in the world of communications.

I have a C64 and I wish to buy a modem to use with it. Please could you tell me if a Commodore modem can access Micronet as well as Compunet? Also, are there any other modems available, apart from Commodore's which are capable of accessing Compunet?

Before I go, I would just like to say thank you for producing such a brilliant mag - it's the only one on the market which has interesting and informative articles and reviews, and it's well worth the money.

**N J Adams, Dorchester**

*The Commodore modem is the only one which will give you access to Compunet and Micronet. Before you dash out and buy one, cast an eye over our Club 128 special offer (it's for C64 users as well, you know). Thanks for the kind words and keep pounding the magazine!*

## Sweet C16?

I bought a new Commodore 16 but I now find that I can't get magazines for it. Tell me why one can't get magazines for the C16?

I have looked from shop to shop, also from town to town. I feel that I should have been advised when I first bought the Commodore Starter Pack.

**Rhydwyn Jones, Rhyll**

Please could you inform me if Argus has a computer magazine for the C16? I feel the overpriced *Your Commodore* really is a waste of time for my requirements with only a handful of pages in each edition. My

view saying overpriced only means that nearly all the mag is useless for me and probably all other C16 users.

I have purchased *Your Commodore* for five months and have found it far superior to ANY other computer mag (e.g. *Commodore User*). If a separate magazine could be introduced for C16 owners it would fill a large hole in the Commodore market.

Please tell my story to your readers and see what other C16 owners feel. . .  
**INTRODUCE YOUR COMMODORE C16.**

**Kevin McBride, Lostock Hall**

*The problem with producing a C16 magazine is principally one of finance. The user base is not large enough to support a dedicated magazine. I know many readers feel that the C stands for Cinderella but we are doing our best to ensure that you get the support you need but we also have a growing family of ugly sisters to support.*

## Build-a-Tape

In *Your Commodore*, March 86 issue, you started the software service. Would it be possible to publish 'Build A Better Basic' on cassette tape since it is an extremely long utility to type in?

**Graham Blissett, Kempshott**

*Sorry, Graham, we don't have the Rights to allow us to do this. You'll have to risk the blisters and hack it in yourself.*

## SYS Ease

At present I own a Vic 20+16K switchable RAM pack, but I will be getting a C128 soon. My question is how can I get a small character to run across the bottom of the screen by telling a part of the programme to SYS this.



I know how to do a small programme in Basic to do this but I just don't know how to use the SYS command and I don't understand machine code. So please could you help me without being too complicated.

Could you also give me some advise on a good machine code teaching book, or aid, which is easy to understand and doesn't cost an arm or a leg.

C P McGowan, Kennington

*Sorry CP, if you don't understand machine code the SYS command is of no great use to you. All it does is act like a GOSUB but it's a GOSUB into a machine code program. To help you you might like to try the DR Watson C64 Assembly Language Course from Honeyfold, Bath Place, Barnet, London. They ask me to point out that they don't accept severed limbs as legal tender. You could also give our Welcome to the Machine series the once over.*

## Review Blues

While writing for your 'Utility Cassette', I thought a small note was in order.

I am very impressed with your magazine and the only reason I haven't subscribed is the trend other magazines have taken - game reviews! Page after page of them. Please let the other 'magazines' deal with these.

The best layout for me would be documentary and original assembly/Basic listing for large programs with a monthly cassette and smaller type-in programs to amuse - of course this is a personal view.

Otherwise, your choice of topics are interesting and varied and at the moment *Your Commodore* is the only magazine worth buying. Please don't slip.

K C Humphrey, Hulme

*It's nice to feel wanted. We have noted the trend towards the lowest common denominator in the micro world and, as*

*you can see, it is not a path we wish to tread. We do have games reviews but these are part of our philosophy that all work and no play...*

*Since your ideal describes our magazine so accurately and we promise not to slip, we look forward to receiving your subscription in the near future.*

## Mathematics

I am taking a BTEC National Diploma in Computer Studies and I am stuck for a MAT function on my home micro, a C64. Is there any one out there in computerland who can help me with a machine code program which will do matrices on the C64.

I realise this might be too tall an order but I hope that someone out there is clever enough to help me out. I need the MAT function for the Quantitative Methods section of the course.

James Strang, Droylsden

*Any offers? Please send them to our Golden Square address and we will pass them on.*

YC

## COMMODORE PLUS-4/C16

### ELECTRIK PENCIL!!!

A truly excellent high resolution art program. Magnificent masterpieces can be quickly drawn using the powerful facilities provided by this package. The program is entirely written in high speed machine code and includes: Variable pencil size, Variable drawing speed, Easy select cursor menu, pixel draw/plot, freehand, lines, circles, flood, characters/letters plotted on high-res screen at any position, 121 colours all usable simultaneously, hard copy to printer, load and save of pictures to cassette or disc, joystick or keyboard operation. Many other facilities too numerous to mention. Complete with instructions. Bring some colour into your life with ELECTRIK PENCIL. Impressive results in no time at all. Amaze your friends!!  
Cassette only £7.95  
Disc only £9.95

### THE MIRROR - TAPE BACK UP

Superb tape to tape back up copier catering for the majority of PLUS-4/C16 games. Backs up both standard and FAST loading software. All major loading systems catered for. Very large menu of both general back up routines and popular games. Basic, machine code and protected games all easily handled. NO extra hardware and NO second cassette unit are required. Easy to use with full instructions. Very popular utility.  
Excellent value. £7.95

### THE WAND - TAPE TO DISC

Make full use of your disc drive by effortlessly converting your games/software to disc. Convenient and fast loading from disc. Handles all major loading systems with a very large menu of general back up routines and games. We have had many letters telling us how much people appreciate this utility. Don't be left out - buy one! Every disc user should have one.  
Excellent value - supplied on disc £12.95

## MERLIN ASSEMBLER

100 o/o machine code assembler for the Plus-4/C16. Very fast assembly of source code. Easy entry/editing of code via the full screen editor. Full error messages pinpointing the errors. Full load/save and printer facilities. Intelligent assembly. Variable names, labels, hex/decimal, text and data statements, remarks, post indexing of variables etc. Many other facilities too numerous to mention. Highly recommended - a truly superb assembler. Comes with instruction booklet and FREE booklet of machine code routines.  
Cassette £8.95. Disc £13.95

## BLACK CAT - CASSETTE CONVERTER

Have you ever wanted to use your Plus-4 Wordprocessor, Spreadsheet, Business graphics etc. with a cassette unit? This program allows you to save your files to cassette rather than disc (as forced to by Commodore). Quick, convenient, easy to use.  
Only £3.95

## TAPE HEAD ALIGNMENT C16/Plus-4

The perfect cure for the majority of loading problems. Specification as for the Commodore 64 (see below). Only £6.95

## COMMODORE 64 EVER HAD A LOADING PROBLEM?

Then send off for WIZARD'S TAPE HEAD ALIGNMENT KIT 64 - no one should be without one! The most common cause of loading failure is bad alignment of your tape heads. This kit allows you to set up the tape heads of your cassette unit for the best possible loading conditions. In many cases this will make a remarkable difference in loading reliability. Our kit comprises of: (1) A precision recorded cassette containing a sophisticated test program. (2) A special adjustment screwdriver. (3) A direction indicator. (4) A turning meter. (5) A detailed instruction booklet with diagrams. (6) A Loading Doctor - to help you diagnose any loading problems. All of this for only £6.95!!!

## COPY KING - PLUS

- ★ Powerful copier for FAST LOADING programs
- ★ FREE this month a suite of additional back up routines
- ★ Back up copies are made on blank TAPES at fast speed (faster than disc!)
- ★ Extremely easy to use - no technical knowledge required
- ★ No additional hardware and no second cassette recorder are required
- ★ Very reliable loading system
- ★ Buy the market leader.

Great value at £7.95

## BARGAIN JOYSTICKS!!!

Incredible value - Brand new Quickshot II Joysticks at only £5.95 plus £1.00 for p&p. Features include:  
★ Autofire  
★ Thumb and trigger finger fire buttons  
★ Built in suction cups  
★ New improved design  
★ Fits any computer with Commodore/Atari joystick ports (Not the Plus-4/C16) The best selling joystick in the world.

## HALF PRICE SPECIAL THIS MONTH!!!

Copycat and Lightning Load together for only £5.95. Separately £5.95 each.  
COPYCAT - Our highly popular tape to tape back-up copier for Commodore/standard rate loading systems.  
★ Wizard sound effects.  
★ Cassette magic sense.  
★ Thousands sold.  
LIGHTNING LOAD II - Converts almost all your slow loading games/programs into SUPERFAST TURBO loading versions on tape.  
★ The tedious wait for loading is over when you buy this excellent program.  
RAPID dispatch of orders.

U.K. p&p FREE\* Europeans please ADD 50p. Outside Europe ADD £1.50 for AIR MAIL. Overseas orders welcome. All payments must be in pounds sterling.

Cheques/P.O.s to:

**WIZARD SOFTWARE** (Dept. ZZ), 20 Hadrian Drive, Redhills, Exeter, Devon EX4 1SR



## MICROCOMPUTER HARDWARE SUPPLIES

### COMPUTERS

THE AMAZING AMIGA with Hi res Col Mon, Mouse..... 1475.00  
Int 3.5" Drive, Software & FULL ON-SITE MAINTENANCE.  
AMIGA as above plus external 3.5" Drive ..... 1675.00  
AMIGA Sidecar 5.25" Drive and MS DOS Emulator..... PHONE  
Commodore 64 Compendium C2N/Music Maker/A. Mole etc ..... 158.00  
Commodore 128D inc. Built-in 1571 Disk Drive ..... 412.00  
Commodore 128D inc. Built-in 1571 Disk Drive + 1900 Mon ..... 495.00  
Commodore 128 Compendium C2N/Music Maker/Joystick/Games..... 230.00

### PRINTERS

Commodore MPS803 Dot Matrix with tractor ..... 136.00  
Commodore MPS1000 Dot Matrix 100cps & NLQ fric/trac ..... 219.00  
Star NL10 with C64/128 Interface 120cps & NLQ ..... 220.00

### MONITORS

Commodore 1900 12" Mono Monitor for C64/128 ..... 115.00  
Commodore 1901 14" Colour Monitor for C64/128 ..... 263.00  
Philips BM7502 Green 12" Composite video & sound ..... 69.00  
Philips 8500 Col. 14" Std Res for C64 inc. lead ..... 176.00

### MISCELLANEOUS

Commodore 1541 Disk Drive..... 136.00  
Commodore 1571 Disk Drive..... 226.00  
Cent Interface for C64/128..... 26.04  
Cent Interface for C64/128 with 8k buf & graphics ..... 51.30  
Commodore 64 Compatible Power Supply ..... 21.70  
Commodore 64/128 Compatible Cassette Recorder ..... 21.70  
Surge Protector 13 Amp Plug ..... 10.39  
The Final Cartridge Operating System..... 37.39  
C64 Programmer's Ref Guide ..... 7.95  
The Anatomy of a Commodore 64 ..... 5.95  
Machine Language Book for the C64 ..... 5.95  
Printer Ribbons - You name it..... P.O.A

### BUSINESS SOFTWARE

AMIGA Software ..... PHONE  
C64 Music Keyboard/Adrian Mole/Des Pencil Package ..... 15.00  
dBASE II Database (CP/M) ..... 99.00  
Easyscript Word Processor C64 ..... 15.00  
Future Finance Planning Package C64 ..... 13.00  
Microclerk 128 Accounts/Spreadsheet/Typing/Filing ..... 85.00  
Pocket Wordstar Word Processor (CP/M) ..... 43.00  
Superbase 128 Programmable Database ..... 72.00  
Superscript 128 Word Processor ..... 64.00  
VizaWrite Classic 128 Word Processor..... 73.00

### DISKS (Examples)

5.25" SS/DD Goldstar (10) ..... 7.75  
5.25" DS/DD StorageMaster (10) ..... 16.25  
3.5" DS/DD Goldstar (10) ..... 28.00

### DELTA PI PROCESS INTERFACE FOR COMMODORE 64/128

8 Analogue Inputs (12 bit) & 32 Digital Input/Output lines £199.00

DELIVERY: 4 day £7+VAT next day £10+VAT S/ware & small items FREE

Please add 15% VAT to all prices

Make cheques payable to

**Delta Pi Software Ltd**

8 Ruswarp Lane, Whitby, N. Yorks, YO21 1ND. Tel: 0947 600065 (9am - 7pm)  
Please contact us for many other products not listed.

### COMMODORE 64/128 OWNERS

If you want to see what makes professional machine code programs tick you need to:-

**64 SOURCE CODE GENERATOR.** Converts any M/C program to TRUE source code with labels. DISASSEMBLES from memory to memory, APPENDS, RENUMBERS, DELETES, allows changes in the START OF BASIC and EXIT TO BASIC for LOADS and SAVES. Disk version also gives START AND END ADDRESS OF A PROGRAM.

**EASY BASIC** - The best enhancement to basic you could possibly want with over 25 functions on tape version and over 30 on the disk version. Too many to list them all but include - RENO, renumber, REPE, repeats defined key: FKEY, program function key: NUMB, auto line numbering; TSAV or DSAV for savers; UNNE, restores programs deleted using NEW, and many more  
TAPE VERSIONS £6.95 - DISK VERSIONS £8.95

### DISK PRICES REDUCED

ALL 5 1/4" DS/DD! - All 96 TPI, reinforced hubs, sleeved, and guaranteed for life.

'MIMIC' FLIP SIDED disks are manufactured for double sided use on ANY single sided disk drive with two notches and two index holes. 'TRACKER' are our own brand high quality disks, manufactured by a well known disk company.

	25's	50's	100's
UNBRANDED	£17.95	£33	£60
TRACKER	£19.95	£37	£66
MIMIC FLIP SIDED	£22.95	£43	£78

	50 + locking disk box - holds 100	100 + locking disk box - holds 100	10 in plastic library box + labels + W/P
UNBRANDED	£43	£70	N/A
TRACKER	£47	£76	£9.95
MIMIC FLIP SIDED	£53	£88	£10.95

5 1/4" Locking Disk box - Holds 100 - £11.95

EACH (MINIMUM 3)  
3 1/2" SS/DD £2.50  
3 1/2" DS/DD £2.00

3 1/2" Locking Disk Box - Holds 40 - £11.95


SAE for more info, or cheques/PO's to:-

**STORT SOFT 18, CROWN CLOSE, SHEERING,  
BISHOP'S STORTFORD HERTS CM22 7NX**

## MS2000/NEOS MOUSE

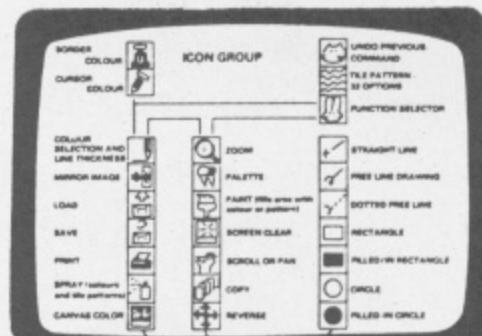
★ FASTER INTERACTION  
★ CREATIVE GRAPHICS  
★ ICON SOFTWARE  
★ STUNNING PACKAGES

Mice are tops for cursor control peripherals because of their speed, comfort, friendliness and accuracy. This is the top Commodore mouse with optical encoding and 100 points to inch resolution.



Art  
Graphics  
Design  
Cad  
Drawing  
Business

Commodore Horizons "Certainly the best mouse for the 64"



16 Colour  
package

Command  
and Control

WOW!

Mouse + "Cheese" Cassette = only £47.40

NEW!

### ARTIST 64 Mouse or Joystick

This is the most sophisticated, powerful and advanced art or graphics package available on a CBM 64 or 128. The BBC version was reviewed as "powers undreamed of" and "finest graphics aid I have ever seen". NOW - available on CBM on cassette or disc. Takes over where cheese leaves off. Although friendly and fun - can be used professionally with over 250,000 combinations of commands.

★GIVE YOUR 64/128 - AMIGA TYPE GRAPHICS★  
Full colour working. Full screen working. Zoom and Pan. Create any brush, fill, pattern or icon. Variable Text. Commodore and Epson printdumps. Add other print routines. Innovative colour commands. "Over and Under" - (Colours weave over and under each other) "Colour Cycling" "Duplicate objects without certain colours." See C.C.I. Review Oct. 86.

Cassette or disc = £34.90 WOW Intro offer £29.90  
(1 month only)

NEW!

### DESK TOP! Mouse or Joystick or K Board

Fascinating Range of utilities handy facilities.  
100 year calendar. Diary. Clock. Calculator. Disc Utilities.  
Name/Addr. Directory.

ONLY £18.50

Cassette  
and Disc



### MS2000 PACKAGE Price Saver! MOUSE + CHEESE

CASSETTE + CHEESE DISC + DESK TOP CASSETTE  
AND DISC USER MANUAL  
+ GIFT PACKAGING

ONLY £69.90 INCL.  
VAT. INCLUDED



**WIGMORE**  
HOUSE LIMITED

32 Saville Row  
London W1X 1AG  
01-734 8826

ACCESS  
CHEQUES  
P.O. CASH  
ORDERS

P & P - UK £1.50  
Overseas £3.00

Dealer, Export and  
Educational Enquiries  
Welcome



# C64 Autosave

*One of the most enduring problems which programmers face is the loss of hours of work through human or computer error. With this program you'll be able to save time and a lot of frustration.*

*By Paul Eves*

**Y**ou are busy typing in your mega adventure game in Basic. You have been typing for over an hour and decide that at the end of the next line, you will save out your work. Suddenly, a quick power surge resets your 64 and you are left with nothing. (Unless of course you happen to have an OLD program sat somewhere in memory – and how many of us bother to do that.)

That's just one of the hazards of Basic programming. Hopefully, this little program will come to your rescue.

Before you start typing your Basic program in, load up my AUTOSAVE program first. Type NEW then activate with SYS52480. Now you don't have to worry about continually stopping to save out your work. Every five minutes your work will be saved out automatically, under the name of PROGRAM. Once the program has been saved control is returned back to you, as if nothing had happened. Just prior to the SAVE, you will hear a warning tone, this is so that you can stop typing whatever you're typing and wait for the SAVE. So how does the program work?

As you know, over sixtieth of a

second the CPU stops whatever it's doing and scans the keyboard and STOP key. Luckily for us, the vector that points to the interrupt routine lies in RAM. This means, of course, that we can change the vector address to our own address. Therefore, every sixtieth of a second the machine will do what we want it to do before executing its own interrupt routine.

And how do we do that?

The first thing we must do is disable the normal interrupts so that we can change the vector address. If we neglected to do this, the machine would cause an interrupt within an interrupt and just lock up. After changing the vector to point our own routine, we then re-enable the interrupts. The machine will now stop over sixtieth of a second, perform our amended interrupt, then continue with the normal interrupt.

So, what is our new routine? Firstly, we count down within a loop for five minutes. (I could quite easily have used the system clock under interrupt for this, but this way is shorter and neater.) If it's less than five minutes then the routine breaks out to

the normal keyboard scan interrupt routine at \$EA31.

Once the countdown has reached the five minute mark the routine jumps to the warning tone routine. Here our friend SID performs three short beeps before jumping to the save routine. The screen is then cleared and the KERNAL routines SETLFS, SETNAM and SAVE are called one by one. To make the program flow easier to follow, I have incorporated a name save for both TAPE and DISK. (Obviously, tapes don't need a name in reality). After the save, the interrupts are set back to our routine once again and away the program goes.

Naturally the program could be expanded to incorporate a number of things. For example, you could have a LIST or a LOAD command put on to the F keys as well as the forced save. Obviously the more things that your interrupt has to perform, the slower the program becomes. (And it's not really good practice to rely too heavily on interrupts.)

I must say that I've found this program very helpful indeed. I just hope you'll get as much use out of it as I have.

YC



## PROGRAM: AUTOSAVE

Please read 'LISTINGS'  
before entering program.

```

CE 10 I=52480:D=0
F4 20 READ A:IF A=256 THEN35
F8 30 POKE I,A:I=I+1:D=D+A:GOTO
    20
83 35 IFD<>57800THENPRINT"DATA
    ERROR!":END
65 40 SYS52480
C9 52480 DATA 162,0,160,11,142,
    32,208,140
92 52488 DATA 33,208,232,142,13
    4,2,202,189
7C 52496 DATA 5,206,32,210,255,
    232,224,255
E2 52504 DATA 208,245,162,0,189
    ,4,207,32
11 52512 DATA 210,255,232,224,3
    8,208,245,162
7C 52520 DATA 0,189,42,207,32,2
    10,255,232
F3 52528 DATA 224,24,208,245,32
    ,228,255,201
3C 52536 DATA 84,240,7,201,68,2
    40,3,76
B6 52544 DATA 52,205,133,254,16
    9,13,32,210
5C 52552 DATA 255,169,71,133,25
    1,133,252,120
D1 52560 DATA 169,94,160,205,14
    1,20,3,140
5B 52568 DATA 21,3,88,76,116,16
    4,165,197
19 52576 DATA 201,4,240,11,198,
    251,208,4
26 52584 DATA 198,252,240,3,76,
    49,234,120
69 52592 DATA 169,49,141,20,3,1
    69,234,141
A2 52600 DATA 21,3,88,32,240,20
    5,169,0
CD 52608 DATA 162,24,157,0,212,
    202,16,250
61 52616 DATA 169,5,141,4,206,1
    69,15,141
D7 52624 DATA 24,212,169,17,141
    ,5,212,169
8E 52632 DATA 248,141,6,212,169
    ,50,141,0
3D 52640 DATA 212,141,1,212,169
    ,17,141,4
C2 52648 DATA 212,162,255,160,1
    00,136,208,253
49 52656 DATA 202,208,250,169,1
    6,141,4,212
F3 52664 DATA 206,4,206,208,213
    ,169,5,141
5C 52672 DATA 4,206,169,147,32,
    210,255,165
33 52680 DATA 254,201,84,240,5,
    162,8,76
B8 52688 DATA 212,205,162,1,32,
    186,255,169
5D 52696 DATA 9,162,251,160,205
    ,32,189,255
7B 52704 DATA 32,89,225,162,255
    ,160,255,202
F5 52712 DATA 208,253,136,208,2
    50,76,73,205
A6 52720 DATA 162,255,160,255,2
    02,208,253,136
55 52728 DATA 208,250,96,64,58,
    80,82,79
C3 52736 DATA 71,82,65,77,0,147
    ,13,32
7F 52744 DATA 32,65,85,84,79,32
    ,83,65
47 52752 DATA 86,69,32,80,82,79
    ,71,82
83 52760 DATA 65,77,32,45,32,66
    ,89,32
41 52768 DATA 80,65,85,76,32,65
    ,46,32
6E 52776 DATA 69,86,69,83,13,17
    ,32,65
9C 52784 DATA 85,84,79,77,65,84
    ,73,67
70 52792 DATA 65,76,76,89,32,83
    ,65,86
7C 52800 DATA 69,83,32,79,85,84
    ,32,66
39 52808 DATA 65,83,73,67,32,80
    ,82,79
7C 52816 DATA 71,82,65,77,83,13
    ,69,86
93 52824 DATA 69,82,89,32,53,32
    ,77,73
D0 52832 DATA 78,85,84,69,83,46
    ,91,85
E6 52840 DATA 78,68,69,82,32,84
    ,72,69
FC 52848 DATA 32,78,65,77,69,32
    ,80,82
F8 52856 DATA 79,71,82,65,77,93
    ,32,65
60 52864 DATA 32,87,65,82,78,73
    ,78,71
BE 52872 DATA 32,84,79,78,69,32

```



BD	,87,73	52880 DATA 76,76,32,83,79,85	38	52968 DATA 77,69,78,67,69,83
	,78,68			,46,13
C9	52888 DATA 32,80,82,73,79,82		B6	52976 DATA 91,78,69,87,93,32
	,32,84			,66,69
1E	52896 DATA 79,32,84,72,69,13		30	52984 DATA 70,79,82,69,32,83
	,83,65			,84,65
84	52904 DATA 86,69,32,45,32,84		C3	52992 DATA 82,84,32,13,80,82
	,72,73			,69,83
80	52912 DATA 83,32,87,73,76,76		8A	53000 DATA 83,73,78,71,32,70
	,32,69			,49,32
5B	52920 DATA 78,65,66,76,69,32		65	53008 DATA 65,78,89,84,73,77
	,89,79			,69,32
C9	52928 DATA 85,32,84,79,32,83		D7	53016 DATA 87,73,76,76,32,70
	,84,79			,79,82
1B	52936 DATA 80,32,89,79,85,82		8F	53024 DATA 67,69,32,65,32,83
	,84,89			,65,86
11	52944 DATA 80,73,78,71,32,66		07	53032 DATA 69,13,65,83,83,73
	,69,70			,71,78
4A	52952 DATA 79,82,69,32,84,72		F7	53040 DATA 32,68,69,86,73,67
	,69,32			,69,32
66	52960 DATA 83,65,86,69,32,67		33	53048 DATA 40,84,32,79,82,32
	,79,77			,68,41
			D6	53056 DATA 32,32,32,256

## C16 AND PLUS 4 OWNERS SOFTWARE AT BARGAIN PRICES

CURRENT TITLES		BUDGET RANGE	
Ace	8.45	Atomic Mission	2.99
Ace (64K version)	9.45	Bandits at Zero	1.99
Beach Head	4.99	Big Mac	1.99
Bomb Jack	6.99	BMX Racers	1.99
Bongo	4.99	Climb it	1.99
Commando	6.99	Corman	2.99
Corman	2.99	Dorks Dilemma	2.99
Defence 16	6.99	Droid One	2.99
Football Manager	5.95	Exorcist	2.99
Grand Master Chess	7.99	Fingers Malone	1.99
Home Office	8.99	Flight Zero 15	2.99
Kingsize 50 Games	8.99	Formula 1 Simulator	1.99
Mercenary	8.99	Gnasher	2.99
Mercenary 2nd City	4.99	Golf	2.99
Reach for the Sky	5.99	Gremlins	2.99
Rescue from Zylon	5.99	Harbour Attack	2.99
Robin to the Rescue	5.99	Hektik	1.99
Steve Davis Snooker	6.99	Hustler	2.99
Sword of Destiny	5.99	Incredible Hulk	2.99
Winter Olympics	5.99	Jail Break	2.99
World Cup Football	5.99	Jetbrix	2.99
World Series Baseball	7.99	Lawn Tennis	3.99
Yie Ar Kung-Fu	6.99	Lone Survivor	3.99
Monty on the Run	5.99	Lunar Docking	2.99
Dirty Den	6.99	Mayham	2.99
Matrix & Laserzone	5.99	Meteorite	2.99
Winter Events	6.99	Mission Mars	2.99
Major Blink	5.99	Mr. Puniverse	1.99
		Oblido	1.99
		One Man and his Droid	1.99
		Pirate Adventure (cartridge)	3.99
		Return of Rockman	1.99
		Robo Knight	2.99
		Rockman	1.99
		Runner	1.99
		Shoot It	2.99
		Slippery Sid	1.50
		Solo	2.95
		Spectipede	1.99
		Strange Odyssey (cartridge)	3.99
		Street Olympics	1.99
		Torpedo Run	1.50
		Tuti Fruiti	1.99
		Viduzzles (cartridge)	3.99
		Vox	3.99
		Zap Em	2.99
		Booty	1.99
		Speed King	1.99

FULL RANGE OF CBM64  
AND VIC20 SOFTWARE  
ALSO AVAILABLE AT  
BARGAIN PRICES



### Rams Computer Centre



117 QUEENSWAY, BLETCHLEY, MILTON KEYNES MK2 2DH  
MILTON KEYNES (0908) 647744




ALL ORDERS ADD 25p PER  
ITEM FOR P&P.  
SAME DAY DISPATCH.



# EPILOG-1 CARTRIDGE SYSTEM

COMMODORE 64 and 128  
LOAD PROGRAMS FAST!



- ★ Do you spend ages finding your favourite program?
- ★ Are you fed up winding tapes back and forward?
- ★ Do you want to find and load a program fast. Infinitely and automatically?

It can be done!!! A unique user-friendly system now allows you to permanently store basic or machine code programs on to a cartridge. A special eraser system is included which can erase the cartridge for re-use.

## EPILOG-1 SYSTEM PACK INCLUDES:

- ★ Cartridge Programmer
- ★ Cartridge Eraser
- ★ User-friendly Operating System
- ★ Eraseable Cartridge

SYSTEM PACK — £144.95 (inc. p&p & VAT)

EXTRA ERASEABLE CARTRIDGES — £17.95 each or £44.95 for pack of 3 (inc. p&p & VAT)

## SIRCAL INSTRUMENTS (UK) LTD.





27, Camborne Road, Sutton, Surrey, SM2 6RJ  
Telephone: 01-644 0981 and 01-642-3022  
Telex: 928570 BINRAY G

## CADPAK Enhanced Version! For C-64 or C-128

CADPAK is a superb tool for computer aided design and drawing. Using either the keyboard or optional lightpen you draw directly on the screen to create and edit pictures, drawings, layouts and renderings—quickly, accurately, creatively. The new dimensioning feature allows exact scaled output on your designs. Choose from the menu options and draw on the screen at an exact location using our AccuPoint cursor positioning. Using the two graphics screens, you can draw LINE's, BOXes, CIRCLES, ELLIPSES; fill with solid colors or patterns; freehand DRAW; COPY sections of the screen; ZOOM-in to do detailed design on a small section of the screen. With CADPAK's improved object editor, you can define and save furniture, electronic circuitry or machinery as intricate as the screen resolution permits. Hard copy to most dot matrix printers. Perfect for all your design needs.

For C-64 £24.95  
For C-128 £34.95

Lightpen (optional) £12.95



## CHARTPAK For C-64 or C-128

CHARTPAK lets you make professional quality charts fast—without any time-consuming programming. Enter, edit, save and recall your data, then interactively build your pie, bar, line chart or scatter graph. You specify scaling, labeling and positioning. CHARTPAK instantly draws the chart in any of 8 different formats—you can change your format immediately to draw another chart type. Other features include statistical routines for average, standard deviation, least squares and forecasting. You can also use data from spreadsheets such as Multiplan, Calc Result or Busicalc. CHARTPAK records your final results on Commodore 1525 / MPS-801/1526, Epson, Gemini, Okidata (including OKIMATE 10/color) or C Itoh Prowriter dot matrix printers.

C-64 version £24.95  
C-128 version £34.95

\*The C-64 versions work at 320x200 resolution and the C-128 versions at 600x360 resolution. CHARTPAK screens can be read by CADPAK for further enhancement if required. Buy both products and deduct 10%.

### OTHER NEW TITLES AVAILABLE

PERSONAL PORTFOLIO MANAGER	34.95	COBOL-64	34.95
CHARTPLOT (for 1520 printer)	34.95	XPER-64 (Expert system)	44.95

Send SAE for catalogue or further details on any product

ADAMSOFT (Dept YC), 18 Norwich Avenue, Rochdale, Lancs OL11 5JZ  
Tel: 0706-524304 (anytime)

power cartridge

£7.

evesham freeze frame

£5.

final cartridge I

£9.

robcom

£5.

### Note:

these are trade ins, but fully guaranteed by H & P for 6 months.

Availability is dependent on trade ins we receive.

We will keep your check for 10 days and return it without charge if the product is not available.

New: the famous German turbo nibbler on disk version 1.4 for £ 20.-  
Backs up everything. Only for experts!

Send your check + £ 2.- for postage and handling to



copyright and registered trademark  
H&P computers  
Wolphaertsbocht 236 3083 MV Rotterdam  
Netherlands  
Tel. 01031 - 104231982 Telex 26401 a intx nl

### U.K. ORDERS

H & P Computers  
9 Hornbeamwalk  
Witham Essex CM8 2 SZ England  
Telephone: 0376 - 51 14 71.



# Datamaker

*Turn your machine code into Data with these two programs from M. Catley and K. Otton.*

**U**nless you have access to an assembler entering machine code data is a real problem. Since machine code is simply a series of numbers, entering them into your computer leads to all sorts of errors, resulting in your program's total inability to functions.

*Your Commodore* uses Basic loaders to help people to enter machine code programs from the magazines. These Basic loaders hold the numbers that make up the machine code program in a line of data, the last number being a checksum. The Loader program when RUN, reads the DATA into memory, adding each number together, then the total of each line is compared with its checksum, if they are not the same then you have done something wrong.

In the March 1986 issue of *Your Commodore* we printed a Basic program for the 64 (Datamaker) that would read a machine code file from disk and generate a machine code program. This worked fine except for a couple of small problems. Firstly the program was very slow. Secondly, you had to have a disk drive to use it.

With this article we are printing two new machine code to data statement conversion programs. One of them is for the C64 but this time the program is written in machine code and will now take machine code from memory as well as from disk. The second program is for the C128, this program isn't quite as fast as the one for the C64 but it does have the advantage that it generates its own SAVE routine at the end of the data so that, when RUN, the program will SAVE the machine code on to disk.

## C64 Data Maker

As I mentioned earlier, this version of the data maker program is better than the old one. A further facility that has been added is an extra check in the

loader program. If, in the old version of the program, you omitted a number from a line of DATA, the computer would read the checksum and try to POKE it into memory. Since the checksum is usually greater than 255 this resulted in an illegal quantity error in the line that held the POKE statement.

This new version of the program has a check that stops the program if the number to be POKEd into memory is greater than 255, giving the line from which the DATA was read, not the line of the POKE statement. As you can see this makes finding typing errors even easier.

The C64 Datamaker is presented here in the form of a Basic loader. In fact the program was used to make this loader.

As already mentioned this is a machine code file that should be LOAded and RUN at memory location 49152 (\$C000 hex).

To start the program you enter the following commands:

```
NEW
SYS 49152
```

As soon as you press RETURN the screen will clear and a prompt 'INSERT READER PROGRAM Y/N' will appear. If yes is selected the simple loader program shown in Figure 1 will be entered into memory.

Data maker will work out the last line of any program already in

memory, add 10 to it and start its own numbering from there. This allows DATA statements to be added on to an existing program.

Once the reader has been entered or if no (N) was selected a second prompt 'SELECT DISK OR MEMORY' will be displayed.

If MEMORY is selected further prompts for start and end addresses will be displayed. These numbers may be entered in decimal or in hex by prefixing the number with a dollar sign.

If DISK is selected a filename will be requested.

Once the end has been reached Data Maker will insert the number of blocks, line number and memory start address into the reader part (only if the reader was entered of course.) It will then return to Basic with the READY prompt.

## Data Maker 128

Data Maker 128 is a utility program for the C128 computer with a disk drive. The program will take any file, the SOURCE program, from the disk, convert it into DATA statements and write it back to the disk under a supplied filename, the TARGET program. You will also be requested to supply a START LINE NUMBER and an increment value for the DATA STATEMENTS. Twenty individual

FIGURE 1

```
10 BL=XX : LN=yy : SA=zz
20 FOR L=0 TO BL: CX=0: FORD=0 TO 15
30 READ A: IF A>255 THEN PRINT: LN+(L*10): STOP
40 CX=CX+A: POKE SA+L*16+D, A: NEXT D
50 READ A: IF A<<CX THEN PRINT: LN+(L*10): STOP
60 NEXT L: END
```



DATA VALUES will be saved on each line, followed by a computer checksum. All values are in HEX.

On completion of the conversion of the program the Data Maker will save a LOADER on to the end of the TARGET program so that when LOADED it is ready to RUN.

Whilst the program is running, it will display the DISK ERROR CHANNEL, the ADDRESS being read, and the BYTE value of the contents of that address. This tends to slow down the program slightly, but was considered necessary as it can be a lengthy process to convert a long machine code program into data statements, and one could think the program had crashed. For the same reason, the loader put on to the end of the target program will display both the ADDRESS being processed and the BYTE being POKEd into that address. After RUNNING the TARGET program, a filename will be requested. This is the name under which the loader will save the assembled program to disk.

The new program, TARGET, is now ready for use. Simply LOAD it into a C128 and type RUN. The machine code then be POKEd into memory and SAVED on to disk as a machine code file, i.e. the same as the original SOURCE program.

## Hints and Tips

For some time we have been using Basic loaders for most of our machine code programs in *Your Commodore*. Inevitably we have of course come across some problems and below you will find some little tricks that we use to overcome these difficulties.

Quite often the program that we wish to convert from machine code to DATA statements is too big to fit in the computer's memory at once. Obviously this is more likely to be a problem for C64 owners than those using a C128 since more memory is available on the C128.

Quite often the program that we wish to convert from machine code to DATA statements is too big to fit in the computer's memory at once. Obviously this is more likely to be a problem for C64 owners than those using a C128 since more memory is available on the C128.

When the program is too big you will have to split it into segments. To do this you will require access to a machine code monitor, C128 owners

have one built in, C64 owners will have to LOAD One or use one from many of the cartridges that are available.

Before you can split the program you will of course have to know the START ADDRESS and END ADDRESS of the machine code program.

Use the S command in the monitor to SAVE your program into a number of equal parts. Then use the Data Maker programs to change each part into separate Basic loaders.

When you want to use the machine code program generated by the DATA statements you will have to LOAD each of the Basic loaders into your computer one at a time and RUN them. If you want to get a little clever you can put an auto load at the end of each of the programs. Figure 2 gives an example of the type of loader that we

use in *Your Commodore*. The program breaks down as follows.

**Line 5000** prints the keyword 'NEW' and the command LOAD FILE,8,1 on to the screen.

**Line 5010** prints the keyword 'RUN', four lines further down the screen.

**Line 5020** POKES three carriage returns into the keyboard buffer which starts at location 631. The number of characters in the keyboard buffer is then POKEd into memory location 198. This location is the counter for the number of characters in the keyboard buffer. The cursor is then moved to the top of the screen and the program ends.

Because there is a RETURN in the keyboard buffer the computer thinks that you have typed the keyword NEW and erases the program. The next RETURN in the buffer makes the

## Data Maker C128

```
10PRINT"[CLEAR][YELLOW][DOWN2]"
:COLOR0,1:COLOR4,1:GOTO1000
20:
200PRINT#2,CHR$(1)CHR$(28);:RET
URN
210:
300T=INT(LN/256):PRINT#2,CHR$(1
)CHR$(28)CHR$(LN-T*256)CHR$(T)CH
R$(131)" ";
310LN=LN+PL:RETURN
320:
400BY$=RIGHT$(HEX$(BY),2):SUM=S
UM+BY:PRINT#2,BY$,"";:RETURN
410:
500SU$=HEX$(SUM):SUM=0:PRINT#2,
SU$CHR$(0);:RETURN
510:
1000INPUT"[SPC3]SOURCE PROGRAM:
";NS$:INPUT"[DOWN3][SPC3]TARGET
PROGRAM:";NT$
1010INPUT"[DOWN3]START LINE NUM
BER[SPC3]10[LEFT4]";LN$:LN=VAL(L
N$)
1020INPUT"[DOWN3][SPC8]INCREMEN
T[SPC3]10[LEFT4]";PL$:PL=VAL(PL$
)
1030DOPEN#1,(NS$)+",P":IFDSTHEN
PRINT"[CLEAR][C6]DISK ERROR "DS$
:DCLOSE:END
1040DOPEN#2,(NT$)+",P",W:IFDSTH
ENPRINT"[CLEAR][C6]DISK ERROR "D
S$:DCLOSE:END
1050:
2000GOSUB200:SUM=LN:GOSUB300:GE
T#1,A$:GET#1,B$
2010LOC=ASC(A$)+256*ASC(B$):SUM
=LOC:GOSUB500
2020:
3000CHAR1,0,20,"[SPC6]DISK[SPC2
]STATUS[SPC4]ADDR[SPC4]BYTE[SPC6
]";1
3010DO:GOSUB300:FORJ=0TO19
3020LOC=LOC+1:GET#1,A$:BY=ASC(A
$+CHR$(0)):IFSTTHENEXIT
3030CHAR1,0,22,"[SPC6]"+DS$+"[S
PC4]"+HEX$(LOC)+"[SPC5]"+RIGHT$(
HEX$(BY),2),0
3040GOSUB400:NEXT:GOSUB500:LOOP
:DCLOSE#1:PRINT"[CLEAR]"
3050:
4000CHAR1,0,22,"FINISHED READIN
G DISK...[SPC2]WRITING LOADER"
4010BY=0:FORI=JTO19:GOSUB400:NE
XT
```

```
4020GOSUB500:GOSUB300:PRINT#2,"
END"CHR$(0);
4030FORJ=0TO319:READBY$:BY=DEC(
BY$):PRINT#2,CHR$(BY);:NEXT
4040DCLOSE#2:PRINT"[CLEAR]":END
4050:
5000DATA 4B,1C,FB,F9,99,22,93,2
2,3A,E7,30,2C,31,3A,E7,34,2C,31,
3A,E0
5010DATA 31,2C,31,30,2C,31,32,2
C,22,9E,57,4F,52,4B,49,4E,47,2E,
2E,2E
5020DATA 2E,24,22,2C,31,3A,E0,3
1,2C,31,34,2C,31,34,2C,22,50,4C,
45,41
5030DATA 53,45,20,20,57,41,49,5
4,22,2C,31,3A,8C,00,71,1C,FC,F9,
87,41
5040DATA 24,3A,53,B2,D1,28,41,2
4,29,3A,45,B2,53,3A,EB,3A,87,42,
24,3A
5050DATA 8B,42,24,B2,22,45,4E,4
4,22,A7,ED,00,B3,1C,FD,F9,53,55,
B2,30
5060DATA 3A,81,4A,B2,30,A4,31,3
9,3A,42,B2,D1,28,42,24,29,3A,97,
45,AA
5070DATA 4A,2C,42,3A,53,55,B2,5
3,55,AA,42,3A,E0,31,2C,32,32,2C,
31,32
5080DATA 2C,D2,28,45,AA,4A,29,A
A,22,3D,24,22,AA,42,24,2C,31,00,
FD,1C
5090DATA FE,F9,87,42,24,3A,82,3
A,45,B2,45,AA,32,30,3A,8B,53,55,
B3,B1
5100DATA D1,28,42,24,29,A7,99,2
2,93,11,11,11,11,11,96,44,41,54,
41,20
5110DATA 45,52,52,4F,52,20,49,4
E,20,4C,49,4E,45,22,C2,28,36,35,
29,AA
5120DATA 32,35,36,AC,C2,28,36,3
6,29,3A,80,00,3F,1D,FF,F9,EC,3A,
85,22
5130DATA 93,11,11,11,11,11,11,4
6,49,4C,45,4E,41,4D,45,20,4F,46,
20,54
5140DATA 41,52,47,45,54,20,46,4
9,4C,45,3A,22,3B,4E,24,3A,FE,10,
28,4E
5150DATA 24,29,2C,42,30,2C,50,2
8,53,29,A4,50,28,45,29,3A,80,00,
00,00
```





computer think that you have typed LOAD FILE,8,1 so it will go off to the disk drive and LOAD the program called file. There is one carriage return left in the keyboard buffer. The cursor is now over the keyword RUN and when the RETURN is executed the computer thinks you have typed RUN. Simple isn't it?

If you are confused read the explanation again and play around with the program in FIGURE 2.

Quite often you will come across a program which when the loader for it is RUN, proceeds to POKE itself into the same memory locations as the loader program. This of course will not work. In order to overcome this problem you have to move the start of Basic so that the Loader program and the machine code will be at two different memory locations. Memory locations 43 and 44 (45 and 46 on the C128) hold the start of Basic. Location 43 holds the low byte of the address and location 44 holds the high byte. The following formulae can be used to work out the numbers to be POKED into the relevant memory locations:

LOW BYTE = ADDRESS - 256 \* INT (ADDRESS/256)  
HIGH BYTE = INT (ADDRESS/256)

Where address is the memory location where you want Basic to start.

One further point worth raising is that the memory location before the start of Basic should always contain a zero. For example if you had moved Basic to memory location 2000, location 1999 should be POKED with a zero.

Commodore 128 owners have an advantage over C64 owners when it comes to SAVEing a program, they have a machine code SAVE instruction in Basic 7.0 as well as the one in the monitor. C64 owners have to resort to POKEing into memory yet again.

We have already said that locations 43 and 44 hold the start of Basic. Memory locations 45 and 46 (47 and 48 on the C128) hold the memory address of the end of Basic. Whenever a SAVE is performed the computer looks at these memory locations to see what area of memory it should SAVE to whatever device you are using. If you POKE these memory locations with the start address and end address of your machine code program you will be able to SAVE your code. The

memory locations should be POKED with the following values:

- 43 low byte of start address
- 44 high byte of start address
- 45 low byte of end address
- 46 high byte of end address

The formulae already given can be used to work out the numbers to be POKED.

Of course, since you have moved Basic, you will not be able to list any programs in Basic memory until you reset the memory locations to their original values.

One more problem that you may come across is the fact that the machine code program to be turned into DATA statements sits at the same memory location as the Data Maker

program. This will cause you no problems if you are using the disk option in the C64 program or the C128 program. However if you are using the C64 program with memory you cannot use it to create data for programs that sit around location 49152 as this is where the Data Maker program sits.

This article should give you all of the information that you require to use Basic loaders for machine code.

If you are thinking of sending a machine code program to the magazine it would be extremely useful if you would not only include the machine code source file on disk but also a series of loaders using either of the above programs. This means that the programs would be ready to print and save a lot of production time in the *Your Commodore* office. VC

### Data Maker C64

PROGRAM: DATAMAKER-C64

Please read 'LISTINGS' before entering program.

```

10 10 BL=145 :LN=70 :SA=4915
2
F9 20 FOR L=0 TO BL:GX=0:FOR D=
0 TO 15
9F 30 READ A:IF A>255THENPRINT"
NUMBER TO LARGE";LN+(L*10):S
TOP
28 40 GX=GX+A:POKE SA+L*16+D,A:
NEXT D
A9 50 READ A:IF A<GX THENPRINT
"ERROR IN LINE";LN+(L*10):ST
OP
4C 60 NEXT L:END
A1 70 DATA 76,200,193,162,0,169
,46,32,210,255,232,224,5,208
,248,162,2422
64 80 DATA 0,169,157,32,210,255
,232,224,5,208,248,169,0,162
,0,157,2228
25 90 DATA 189,193,232,224,7,20
8,248,32,228,255,208,38,169,
60,32,210,2533
7C 100 DATA 255,169,157,32,210,
255,173,195,193,201,5,240,13
,169,46,32,2345
12 110 DATA 210,255,169,157,32,
210,255,76,39,192,169,32,32,
210,255,76,2369
C3 120 DATA 66,192,201,13,240,1
18,201,20,240,62,201,36,208,
15,174,195,2182
70 130 DATA 193,224,0,208,194,1
62,1,142,194,193,76,133,192,
201,48,144,2305
F3 140 DATA 182,201,58,176,3,76
,133,192,174,194,193,240,170
,201,65,144,2402
B2 150 DATA 166,201,71,176,162,
174,195,193,224,5,240,155,15
7,189,193,32,2533
1C 160 DATA 210,255,238,195,193
,76,39,192,174,195,193,224,0
,208,8,162,2562
C7 170 DATA 0,142,194,193,76,39
,192,206,195,193,169,0,174,1
95,193,157,2318

```

```

B5 180 DATA 189,193,169,157,32,
210,255,169,46,32,210,255,16
9,157,32,210,2485
1D 190 DATA 255,174,195,193,240
,3,76,39,192,76,159,192,173,
189,193,240,2589
AE 200 DATA 7,201,36,208,5,76,5
5,193,56,96,162,0,134,20,134
,21,1404
50 210 DATA 162,0,189,189,193,3
2,241,192,232,236,195,193,20
8,244,76,53,2635
OA 220 DATA 193,24,233,47,133,7
,165,21,133,34,201,25,176,33
,165,20,1610
FD 230 DATA 10,38,34,10,38,34,1
01,20,133,20,165,34,101,21,1
33,21,913
1C 240 DATA 6,20,38,21,165,20,1
01,7,133,20,144,2,230,21,96,
104,1128
D2 250 DATA 104,169,20,32,210,2
55,32,210,255,32,210,255,32,
210,255,32,2313
5D 260 DATA 210,255,76,3,192,24
,96,169,0,133,20,133,21,173,
193,193,1891
4A 270 DATA 240,3,76,90,193,162
,3,189,189,193,157,190,193,2
02,224,0,2304
BB 280 DATA 208,245,169,48,141,
190,193,76,61,193,173,190,19
3,141,196,193,2610
FO 290 DATA 173,191,193,141,197
,193,32,127,193,133,21,173,1
92,193,141,196,2489
E9 300 DATA 193,173,193,193,141
,197,193,32,127,193,133,20,7
6,53,193,234,2344
61 310 DATA 173,196,193,201,58,
144,15,41,15,24,105,9,10,10,
10,10,1214
3A 320 DATA 141,198,193,76,159,
193,41,15,10,10,10,10,141,19
8,193,173,1761
18 330 DATA 197,193,201,58,144,
11,41,15,24,105,9,141,199,19
3,76,182,1789
08 340 DATA 193,41,15,141,199,1
93,173,199,193,13,198,193,96

```



,56,53,48,2004  
D3 350 DATA 0,0,0,3,67,54,192,6,32,0,197,169,0,141,138,200,1199  
A1 360 DATA 141,139,200,162,0,189,143,200,240,7,32,210,255,232,76,213,2439  
DD 370 DATA 193,32,228,255,240,251,201,89,208,11,32,222,198,169,255,141,2725  
EF 380 DATA 157,199,76,254,193,201,78,208,232,169,0,141,157,199,162,0,2426  
13 390 DATA 189,198,200,240,7,32,210,255,232,76,0,194,32,228,255,201,2549  
4A 400 DATA 68,208,3,76,29,194,201,77,208,242,76,14,195,162,16,32,1801  
2C 410 DATA 234,197,173,142,200,208,22,162,0,189,229,200,240,7,32,210,2445  
DC 420 DATA 255,232,76,41,194,32,228,255,240,251,76,29,194,169,1,133,2406  
OB 430 DATA 184,169,8,133,186,169,0,133,185,173,142,200,133,183,169,178,2345  
26 440 DATA 133,187,169,200,133,188,32,192,255,32,47,196,32,220,197,162,2375  
61 450 DATA 1,32,198,255,32,207,255,141,19,201,32,207,255,141,20,201,2197  
68 460 DATA 173,157,199,240,3,32,165,196,76,140,194,173,138,200,24,105,2215  
42 470 DATA 1,141,138,200,173,139,200,105,0,141,139,200,169,0,141,16,1903  
DD 480 DATA 201,141,17,201,32,154,197,169,16,141,18,201,32,207,255,141,2123  
54 490 DATA 22,201,32,183,255,208,44,173,22,201,24,109,16,201,141,16,1848  
DO 500 DATA 201,173,17,201,105,0,141,17,201,173,22,201,170,32,216,196,2066  
DF 510 DATA 169,44,32,202,197,206,18,201,173,18,201,208,207,32,106,197,2211  
05 520 DATA 76,123,194,173,18,201,240,21,169,48,32,202,197,169,44,32,1939  
42 530 DATA 202,197,206,18,201,173,18,201,208,238,32,106,197,169,0,32,2198  
D8 540 DATA 202,197,169,0,32,202,197,165,251,133,45,165,252,133,46,169,2358  
E8 550 DATA 1,32,195,255,32,204,255,32,51,165,32,109,198,96,162,0,1819  
B4 560 DATA 189,104,200,240,7,32,210,255,232,76,16,195,32,3,192,144,2127  
7A 570 DATA 3,76,254,193,165,201,141,19,201,133,65,165,21,141,20,201,1818  
AF 580 DATA 133,66,173,157,199,240,3,32,165,196,162,0,189,121,200,240,2276  
A2 590 DATA 7,32,210,255,232,76,60,195,32,3,192,144,3,76,2,4,193,1964  
F7 600 DATA 165,20,141,140,200,165,21,141,141,200,173,141,700,205,20,201,2274  
80 610 DATA 240,5,144,170,76,116,195,173,140,200,205,19,201,240,159,176,2459  
C8 620 DATA 3,76,14,195,32,220,197,76,139,195,173,138,200,2

4,105,1,1788  
00 630 DATA 141,138,200,173,139,200,105,0,141,139,200,169,0,141,16,201,2103  
B1 640 DATA 141,17,201,32,154,197,169,16,141,18,201,32,22,196,176,47,1760  
D2 650 DATA 32,2,196,141,22,201,24,109,16,201,141,16,201,173,17,201,1693  
12 660 DATA 105,0,141,17,201,173,22,201,170,32,216,196,169,44,32,202,1921  
20 670 DATA 197,206,18,201,173,18,201,208,210,32,106,197,76,122,195,173,2333  
88 680 DATA 18,201,240,21,169,48,32,202,197,169,44,32,202,197,206,18,1996  
F1 690 DATA 201,173,18,201,208,238,32,106,197,169,0,32,202,197,169,0,2143  
A6 700 DATA 32,202,197,165,251,133,45,165,252,133,46,32,51,165,32,109,2010  
70 710 DATA 198,96,160,0,177,65,72,24,165,65,105,1,133,65,165,66,1557  
91 720 DATA 105,0,133,66,104,96,165,66,205,141,200,240,7,176,3,76,1783  
B1 730 DATA 45,196,56,96,165,65,205,140,200,240,2,176,245,24,96,32,1983  
C7 740 DATA 204,255,169,13,32,210,255,32,210,255,169,32,32,210,255,32,2365  
79 750 DATA 210,255,169,0,32,189,255,169,15,162,8,160,15,32,186,255,2112  
C5 760 DATA 32,192,255,162,15,32,198,255,160,0,32,207,255,201,13,240,2249  
C3 770 DATA 7,153,73,200,200,76,90,196,169,0,153,73,200,173,73,200,2036  
7D 780 DATA 201,48,240,3,76,126,196,173,74,200,201,48,240,38,169,73,2106  
BA 790 DATA 160,200,32,30,171,32,204,255,162,15,32,201,255,169,73,32,2023  
E0 800 DATA 210,255,169,13,32,210,255,32,231,255,104,104,32,228,255,240,2625  
BA 810 DATA 251,76,254,193,96,173,19,201,133,99,173,20,201,133,98,162,2282  
C3 820 DATA 144,56,32,73,188,32,223,189,133,253,132,254,24,173,155,199,2260  
OC 830 DATA 105,25,133,34,173,156,199,105,0,133,35,160,0,177,253,240,1928  
9F 840 DATA 6,145,34,200,76,205,196,96,134,99,169,0,133,98,162,144,1897  
EE 850 DATA 56,32,73,188,32,223,189,133,253,132,254,24,160,0,177,253,2179  
26 860 DATA 240,13,140,21,201,32,202,197,172,21,201,200,76,238,196,96,2246  
A2 870 DATA 165,43,133,97,165,44,133,98,169,0,133,57,133,58,160,0,1588  
C0 880 DATA 177,97,200,17,97,240,27,160,2,177,97,133,57,200,177,97,1955  
B1 890 DATA 133,58,160,0,177,97,72,200,177,97,133,98,104,133,97,76,1812  
98 900 DATA 14,197,24,165,57,105,10,141,23,201,165,58,105,0

,141,24,1430  
DF 910 DATA 201,96,169,255,32,202,197,169,255,32,202,197,24,173,23,201,2428  
1D 920 DATA 105,10,141,23,201,173,24,201,105,0,141,24,201,173,23,201,1746  
57 930 DATA 32,202,197,173,24,201,32,202,197,96,173,16,201,133,99,173,2151  
C7 940 DATA 17,201,133,98,162,144,56,32,73,188,32,223,189,133,253,132,2066  
5A 950 DATA 254,160,0,177,253,240,13,140,21,201,32,202,197,172,21,201,2284  
A9 960 DATA 200,76,131,197,169,0,32,202,197,96,169,255,32,202,197,32,2187  
D1 970 DATA 202,197,24,173,23,201,105,10,141,23,201,173,24,201,105,0,1803  
5C 980 DATA 141,24,201,173,23,201,32,202,197,173,24,201,32,202,197,169,2192  
C8 990 DATA 131,32,202,197,169,32,202,197,96,160,0,145,251,24,165,2035  
15 1000 DATA 251,105,1,133,251,165,252,105,0,133,252,96,56,165,45,233,2243  
6A 1010 DATA 2,133,251,165,46,233,0,133,252,96,142,137,200,160,0,185,2135  
A8 1020 DATA 255,200,240,7,32,210,255,200,76,239,197,162,0,169,46,32,2320  
DE 1030 DATA 210,255,232,236,137,200,208,247,162,0,169,157,32,210,255,232,2942  
1A 1040 DATA 236,137,200,208,247,169,0,141,142,200,32,228,255,240,251,201,2887  
DD 1050 DATA 13,240,47,201,20,240,44,201,32,144,239,201,91,176,3,76,1968  
2C 1060 DATA 58,198,201,192,144,228,201,219,176,224,174,142,200,236,137,200,2930  
D7 1070 DATA 240,216,157,178,200,32,210,255,238,142,200,169,0,133,212,76,2658  
2C 1080 DATA 26,198,96,173,142,200,240,194,206,142,200,169,157,32,210,255,2640  
11 1090 DATA 169,46,32,210,255,169,157,32,210,255,76,26,198,173,157,199,2364  
1E 1100 DATA 240,51,173,138,200,133,99,173,139,200,133,98,162,144,56,32,2171  
2B 1110 DATA 73,188,32,223,189,133,253,132,254,24,173,155,199,105,7,133,2273  
28 1120 DATA 34,173,156,199,105,0,133,35,160,0,177,253,240,6,145,34,1850  
67 1130 DATA 200,76,154,198,96,96,173,23,201,24,105,10,133,99,173,24,1785  
F2 1140 DATA 201,105,0,133,98,162,144,56,32,73,188,32,223,189,133,253,2022  
07 1150 DATA 132,254,24,173,155,199,105,16,133,34,173,156,199,105,0,133,1991  
C4 1160 DATA 35,160,0,177,253,240,6,145,34,200,76,211,198,96,32,220,2083  
11 1170 DATA 197,165,251,141,15,199,165,252,141,156,199,169,255,32,202,197,2876  
BA 1180 DATA 169,255,32,202,197,173,23,201,32,202,197,173,2



```

4,201,32,202,2315
2E 1190 DATA 197,162,0,189,254,
    199,240,7,32,202,197,232,76,
    3,199,169,2358
97 1200 DATA 0,32,202,197,32,66
    ,197,162,0,189,158,199,240,7
    ,32,202,1915
D9 1210 DATA 197,232,76,25,199,
    169,0,32,202,197,32,66,197,1
    62,0,189,1975
C2 1220 DATA 185,199,240,7,32,2
    02,197,232,76,47,199,169,0,3
    2,202,197,2216
A6 1230 DATA 32,66,197,162,0,18
    9,228,199,240,7,32,202,197,2
    32,76,69,2128
25 1240 DATA 199,169,0,32,202,1
    97,32,66,197,162,0,189,25,20
    0,240,7,1917
E2 1250 DATA 32,202,197,232,76,
    91,199,169,0,32,202,197,32,6
    6,197,32,1956
89 1260 DATA 166,198,162,0,189,
    67,200,240,7,32,202,197,232,
    76,116,199,2283
76 1270 DATA 169,0,32,202,197,1
    69,0,32,202,197,169,0,32,202
    ,197,165,1965
EA 1280 DATA 251,133,45,165,252
    ,133,46,32,51,165,96,0,0,0,1
    29,32,1530
D0 1290 DATA 76,178,48,32,164,3

```

```

2,66,76,58,67,88,178,48,58,1
29,32,1330
A6 1300 DATA 68,178,48,32,164,3
    2,49,53,0,135,32,65,58,139,3
    2,65,1150
54 1310 DATA 177,50,53,53,167,1
    53,34,78,85,77,66,69,82,32,8
    4,79,1339
FF 1320 DATA 32,76,65,82,71,69,
    34,59,76,78,170,40,76,172,49
    ,48,1197
C9 1330 DATA 41,58,144,0,67,88,
    178,67,88,170,65,58,151,32,8
    3,65,1355
05 1340 DATA 170,76,172,49,54,1
    70,68,44,65,58,130,32,68,0,6
    6,76,1298
73 1350 DATA 178,32,32,32,32,32
    ,58,76,78,178,32,32,32,32,32
    ,58,946
CE 1360 DATA 83,65,178,32,32,32
    ,32,32,0,135,32,65,58,139,32
    ,65,1012
21 1370 DATA 177,179,67,88,32,1
    67,153,34,69,82,82,79,82,32,
    73,78,1474
0C 1380 DATA 32,76,73,78,69,34,
    59,76,78,170,40,76,172,49,48
    ,41,1171
6C 1390 DATA 58,144,0,130,32,76
    ,58,128,0,0,0,0,0,0,0,626
EE 1400 DATA 0,0,0,0,0,0,0,0,0,

```

```

0,0,0,0,0,0,0,0,0,0
8E 1410 DATA 0,0,0,0,0,0,0,0,14
    7,17,17,17,32,32,83,84,429
59 1420 DATA 65,82,84,32,65,68,
    68,32,0,13,13,13,32,32,32,32
    ,663
94 1430 DATA 69,78,68,32,65,68,
    68,32,0,0,0,0,0,0,0,147,627
A0 1440 DATA 5,8,17,17,17,32,32
    ,32,73,78,83,69,82,84,32,82,
    743
96 1450 DATA 69,65,68,69,82,32,
    80,82,79,71,82,65,77,32,89,4
    7,1089
94 1460 DATA 78,0,0,0,0,0,0,0,0,
    0,0,0,0,0,0,0,78
D9 1470 DATA 0,0,0,0,0,0,147,5,
    17,17,17,32,32,32,32,83,414
FF 1480 DATA 69,76,69,67,84,32,
    68,73,83,75,32,79,82,32,77,6
    9,1067
98 1490 DATA 77,79,82,89,0,147,
    17,17,17,32,32,77,85,83,84,3
    2,950
4A 1500 DATA 72,65,86,69,32,70,
    73,76,69,32,78,65,77,69,0,14
    7,1080
52 1510 DATA 17,17,17,32,32,70,
    73,76,69,32,78,65,77,69,32,0
    ,756
98 1520 DATA 0,0,0,0,0,0,0,0,0,
    44,65,58,130,32,68,0,397

```

## FREE CASSETTE

# R1-D1

*An exclusive arcade game by Tony Crowther is one of  
the programs on our free cassette.*

**A**s an R1-D1 droid you've found your life extremely easy. Patrolling the computer complex, telling the other robots what they should do suits your nature down to the ground. Just as you think you're OK to go for an oil break something goes terribly wrong. The other robots have rebelled against you so you've got to get out.

You start the game positioned at the top left of the complex, your way out to the next level being at the bottom right. However, to get there you must find your way around the rooms using the elevators to get from floor to floor. However life isn't that simple.

Firstly the other robots are out to get you. Fortunately you can shoot

back at them destroying both them and their missiles that they have a tendency to fire at you.

Secondly, quite a number of doors within the complex are locked. Before you can go through them you must collect the corresponding coloured key to unlock it. Oh! by the way you can only carry one key at a time.

Once you have managed to leave one level you will find yourself in the next area of the complex. The only difference between this one and the last is the fact that the robots don't give you quite as much time before they come after you.

## Controls

Playing the game is quite simple. All

control is via a joystick in port two. Each direction has the following operation.

LEFT - move your droid left  
RIGHT - move your droid right  
UP - move up on a lift  
DOWN - move down on a lift or swap the key you are carrying when stood over one of a different colour.  
FIRE - shoot in the direction you are facing.

To load the game simply position the tape before the game and press SHIFT and RUN/STOP.

If you are using a C128 don't forget to turn the computer into C64 mode before you run it.

VC



# Midi Music and You

*Ian Waugh brings you MIDI without tears and explains how Commodore owners are the luckiest people in the musical world.*

**U**nless you automatically turn the page at the sight of an acronym or unless you've been holidaying on Mars for the last three years, you must have heard of MIDI. If you have bravely tackled articles about MIDI and are still feeling left out in the cold you may be forgiven for thinking that a conspiracy is afoot to keep MIDI and its secrets out of the hands of the computer-owning public.

The fact is, there has really been no down-to-earth source of information about MIDI and rather than spend (or waste?) a couple of pages explaining what it is, most magazines have plunged straight in with MIDI equipment reviews leaving many readers stranded at the start. Let's try to put that right. Explanations first; the reviews will follow in Part Two.

## What is MIDI?

MIDI is an acronym for Musical Instrument Digital Interface. It was designed and developed by major musical instrument manufacturers such as Sequential, Roland and Yamaha to overcome the problem of linking together instruments produced by different companies. Each manufacturer has its own individual instrument design and prior to MIDI the chances of mix-and-matching without expensive interface equipment were remote. MIDI laid down rules by which musical information could be standardised in digital form and transmitted and received through DIN sockets. Instruments have at least two such sockets: MIDI IN and MIDI OUT. Many also have a MIDI THRU socket which passes on information received via MIDI IN. This enables you to daisy chain together several pieces of equipment.

In its simplest form MIDI works like this: if you connect the MIDI OUT of keyboard one to the MIDI IN of keyboard two, the first keyboard will transmit musical data down the cable and you will be able to 'play' the second keyboard from the first.

The first keyboard is known as the Master and you could connect other keyboards to the system by using MIDI THRU sockets. MIDI really comes into its own, though, when under computer control. As the signals are digital, what better way to control them than with a computer.

## Signals

The nature of MIDI signals sometimes causes confusion. It is important to realise that they are not audio signals but digital signals, the zeros and ones of computer language. They control the pitch and alter the instrument's performance controls such as pitch-bend, modulation (for vibrato), sustain, volume, velocity, sensitivity (the harder you hit a key, the louder the note) after touch (pressing a key down further after playing it to produce wow or delayed vibrato, etc.) and patch changes.

Not all MIDI instruments have all these facilities and it's important to realise that you can't produce after touch for example on a keyboard which does not have it built-in. Many drum machines and effects units such as echo and reverb now have MIDI so you can put these under computer control, too.

It wouldn't be terribly useful if you could only control one instrument at a time – a sequencer could do that – so the MIDI specification permits up to 16 different messages to be sent at once. Each message, carrying its own

pitch and modulation information etc., is sent on a different channel, and the receiving instruments can be 'tuned in' to the channel you want them to respond to. Actually, MIDI data is transmitted serially so although information on all channels is not technically sent together it's fast enough to seem like it.

When information is transmitted, a code is sent to identify which channel the message is meant for. Most instruments allow you to set the channel they will broadcast and receive on and they will ignore data intended for other channels. Under computer control you will normally allocate a different channel to each musical part e.g. channel one for the bass, channel two for strings, channel three for lead synth, etc. The software will then send the parts to the right instruments.

## In Use

It is not essential to know how MIDI works in order to use it and although the principles are quite simple the implementation can appear quite daunting. For example, it is necessary to literally spell out every single operation you want an instrument to perform – much as you must spell out everything to a computer. There's a MIDI code for turning a note on and one for turning it off. Some operations such as after touch require large amounts of information which can quickly use up the computer's memory. Some software gives you the option of ignoring such memory-hungry features.

Normally the software will take care of all these functions for you but some programs, especially editing packages, let you get right down to



such nitty gritty. It can be useful and it certainly has its place but many MIDI uses make music quite happily without delving so deep.

## The Lingo

Like other aspects of music and computers, MIDI has its own jargon. It is important to distinguish between channels, as previously referred to, and tracks. Tracks works in a similar way to the tracks on a multi-track tape recorder – only you can do more with a MIDI track in a computer than you can with an audio track on tape. Software packages will generally allow you to record on four, six, eight or 16 tracks and each track can be assigned to play on a different channel.

Like audio tracks, MIDI tracks can be merged (or bounced in the case of tape) but unlike audio tracks, they can also be transposed with no alteration in tempo and the tempo can be changed with no alteration in pitch. You can do lots of other things with MIDI data, too, even play a piece backwards, and each software package often has its own specialities.

## MIDI modes

There's one more aspect of MIDI control which causes no end of confusion and that is MIDI modes. These affect the way an instrument responds to the channel selection. The two main modes are the ones you are most likely to use. The first is OMNI OFF/POLY mode. In this mode the instrument will receive polyphonic music (i.e. many notes at once) only on its set MIDI channel (one to 16). If OMNI was ON the instrument would pick up data on all channels which could sound like chaos.

The other main mode is OMNI OFF/MONO. This is usually only of use with multi-timbral instruments. Not many of us have 16 instruments to plug into our computer but some keyboards are able to sound more than one voice at once – under computer control – and these are known as multi-timbral. The most well-known and among the cheapest are Casio's CZ range which includes the CZ101 (around £300) and CZ1000 (around £400). Sequential also produce multi-timbral instruments as do JVC and with luck more will continue to appear.

Mono means only one note will sound at a time and in MONO mode,

the instrument will play a number of different lines, each with a different voice. Each voice will be receiving on a different MIDI channel and will play, of course, only one note at a time. Multi-timbral instruments were made for MIDI and are a fairly cheap way to get started. Typically, as in the channel example, you could program one voice to play a bass line, another to play a guitar lead line, the third could play a string line and the fourth could play arpeggios on a flute.

## Plugging In

When we talk of instruments being plugged into the computer, they are not plugged in directly. The connection is made via a MIDI interface, one end of which plugs into the computer, normally the cartridge port on the C64. Depending upon its complexity and sophistication, the interface will contain a number of sockets. The main ones, which all interfaces have, are MIDI IN and MIDI OUT which connect to the MIDI IN and MIDI OUT sockets on an instrument. Many interfaces also have a MIDI THRU which performs the same function as the MIDI THRU on an instrument as described earlier.

Some interfaces have a Sync to Tape socket which allows an audio pulse from a multi-track tape recorder to control the speed of the music so several overdubs can be made on to tape in time with each other. A Clock In enables an external source such as a drum machine to control the speed of the music. These and other controls can often be bought as separate units if your particular interface does not possess them as standard.

## Software

There are two main types of MIDI software. The first and most common type allows you to record and play back music. The second kind helps you program the voices on digital synths. Most modern digital synthesisers are not as easy to program as analogue machines. Their parameters are usually displayed as numbers and often you can only alter one parameter at a time. The problem is really only fully appreciated when you start creating sounds yourself.

Voicing Programs give an on screen graphic representation of parameters and often let you alter more than one control at a time. You can usually save the voice to disk; a good way of building up a sound library. You can save a fortune on a plug in RAM packs, often enough to pay for the software. The Yamaha DX range and Casio's CZ synths have benefited most from such packages which are really worth considering if you have one of these synths.


The music-making packages fall into two groups: real-time and step-time. Real time is when you enter notes by playing the keyboard – in real-time, obviously. Step-time is when you enter notes one at a time either from the synth keyboard or from the computer.

Real time is faster but you get everything you play, warts and all. However, you don't need to be a Paderewski or a Rick Wakeman to use real-time software. Thanks to MIDI you can record a piece slowly and speed it up to its correct tempo. You can even play 'impossible' pieces this way and impress your friends no end. If you can't quite get your left hand and right hand to work together, you can record them separately on different tracks and merge them when they are note-perfect. Using similar methods you can record a piece requiring four – or more – hands to play.

Step-time is obviously more accurate but you need a little patience to put in all the notes. Different software packages take different approaches to step-time input. If you are a musician, you may prefer to enter the notes in traditional notation on a staff. If you are entering music from a written score you may find this advantageous, too.

Other programs adopt a more computer-orientated approach and display note information as a note plus octave number with a value for its duration and a value for its 'on' time, i.e. how long the 'key' is held down. You will also need to enter data such as patch changes and modulation information, something which real-time input normally does as you play. This can take a little getting used to and the non-musician probably has an advantage over the musician here. VC






## LEAPER

Amazing all action arcade animation and sonics. 6 really nasty gribbles, 6 levels, 3 tunes, and even the last VW. The game you've been waiting for...C16, C64.



# BUG-BYTE



## JEEP COMMAND

Escape through uncharted enemy territory under ferocious fire. Drive that jeep, Fire those guns, Jump the ramps. It's fast, furious and addictive. C64, C16.

**£2.99**

Argus Press Software Group, Victoria House, Leicester Place, London WC2H 7NB. 01-439 0666.  
For mail-order and 'Byte-me' T-shirts (small, med, large: £3).



# DISC DRIVE £125<sup>ex VAT</sup>

Enhancer 2000 and bundled word processor

\*On sale in computer stores across the USA

\*CBM64, Plus 4 compatible

\*Super high speed—it's fast

\*1 year warranty—it's reliable

\*Does not use any computer memory—it's smart

\*FREE SOFTWARE worth £50

\*5¼" DD

\*£143.75 plus £5 p&p. Total £148.75



## BLANK DISCS

£8.69<sup>ex VAT</sup>

10 discs per box

\*Double sided, double density

\*Hub reinforced, 100% certification, 2 notches and index holes. Ring now for great service and double storage.

\*£9.99 plus £1 p&p/box

## FIRSTLINE SOFTWARE— Your firstline of supplies

Write for full details or phone Access 0480 213969

Cheques payable to R.E. Ltd.,

206 Great North Road, Eaton Socon, St. Neots, Cambs. PE19 3EF.

**JOYSTICK OFFER—  
QUICK SHOT II**  
only £7.99 ex VAT  
P+P 50p. Total £9.68



MAGNAM PRODUCTS  
INTERNATIONAL LTD.

EXTENDED BASIC  
DISK TURBO  
TAPE TURBO  
MACHINE CODE MONITOR  
PRINTER INTERFACE  
RESET AND FREEZE  
TAPE AND DISK BACKUP  
TAPE TO DISK CONVERSION  
42 PAGE MANUAL

### BASIC TOOL KIT

27 extra commands, AUTO, AUDIO, COLOR, DEEK, DELETE, DOKE, DUMP, FIND, HARDCAT, HARDCOPY, HEX\$, INFO, KEY, PAUSE, PLIST, ILOAD, RENUMBER, REPEAT, SAFE, TRACE, UNNEW, QUIT, MONITOR, BLOAD. RENUMBER: Also modifies all the GOTO's GOSUB's etc. Allows part of a programme to be renumbered or displaced.

PSET: Set up of printer type. HARDCAT: Prints out Directory.

### DISC & TAPE TURBO

Loads & Saves tape 10 times faster and disc six times.

### POWER MONITOR

leaves all of your Commodore memory available for programming. Also works in BASIC-ROM, KERNAL and I/O areas.

A Assemble; C Compare; D Disassemble; F Fill; G Go; H Hunt; I Interpret; J Jump; L Load; M Memory; P Print; R Register; S Save; T Transfer; V Verify; W Walk; X Exit; \$ Directory DOS Commands

### PRINTER INTERFACE

Compatible with Serial/Centronics Printers. The HARD COPY function automatically distinguishes between HIRES and LORES. Multi-colour graphics are converted into grades of grey. The PSET functions allow you to decide on Large/Small and Normal/Inverse printing.

### RESET & FREEZE

Press Reset button and SPECIAL MENU appears on screen. CONTINU - Allows you to return to your program. BASIC - Return to BASIC. RESET - Normal RESET. TOTAL BACKUP DISK - Saves the contents of the memory onto a Disk. The programme can be reloaded later with BLOAD followed by CONTINUE. RESET ALL - RESET any of programme. TOTAL BACKUP TAPE - As BACKUP DISK but to TAPE. HARDCOPY - At any moment, prints out a Hardcopy of the screen. Using CONTINUE afterwards you can return to the program. MONITOR - Takes you into the Machine language Monitor.

## POWER CARTRIDGE

FOR YOUR COMMODORE

64 & 128



KCS

"If you have yet to decide which cartridge you want, and I can assure you that they are becoming essential, then this is possibly the best, yet".  
Commodore Computing International, July 1986

"I like the Power Cartridge best, mainly because it's slightly easier to use than the Final Cartridge" ZZAP  
64 July 1986

£39.95

**12 MONTH GUARANTEE**  
Available direct from MAGNAM PRODUCTS INT. LTD.  
HIGHLANDS, SPENCERS WOOD,  
READING, BERKS RG7 1AH.  
Please send me .... Power Cartridge(s) at  
£41.45 each (price includes £1.50 p+p)  
I enclose a cheque/postal order payable  
to MAGNAM PRODUCTS INT. LTD. (Y.C.)  
if not completely happy,  
return undamaged  
and well packed  
within 30 days for  
a full refund



# Welcome to the Machine

*ROM routines revealed. Read on to find out how to input data into your machine code*

*By Allen Webb*

**I**n this article, I want to consider how data can be input into your code by means of the ROM routines.

The trivial method of inputting data is to POKE values into the relevant locations used by the code. This method is good enough and may be mandatory if you're using a Basic driver program and you want to use a compiler. Those of you with more refined taste will want something better.

One of the most important routines in the Basic ROM starts at \$AD9E. This evaluates input expressions and checks the syntax. There are a large number of entry points to this routine which can be used for our benefit.

## Getting into M/C

There are two commands for the accessing of machine code from Basic. First we have the USR command. It's full syntax is:

Variable - USR(expression)

The expression within the brackets is evaluated and stored in FAC/1 (floating point accumulator no 1). This value is then used in your code. The entry point of your code must first be stored in the vector in locations \$0310 to \$0312. On leaving the routine, the value in FAC/1 is transferred to the variable in the calling instruction. Since you can only pass one parameter, this instruction is of limited value.

The more frequently used command is SYS. This simply calls the machine code starting at the specified

address. Since SYS doesn't support parameters, we must use some coding to add them. The most usual syntax adopted is of the form:

SYS address, parameter 1, parameter 2,...etc

After your code is entered, the Basic text pointer is pointing at the character after the SYS. We can check this character using four routines:

\$AEF7 - check that character is a right bracket  
\$AEFA - check that character is a left bracket  
\$AEFD - check that character is a comma  
\$AEFF - check that character is that held in the accumulator

These routines give a SYNTAX ERROR if the character is not that sought. If the character is correct, the

## LISTING 2

```

40 CHKCOMMA = $AEFD
50 CHKLPAR = $AEFA
60 CHKRPAR = $AEF7
70 EVALTERM = $AD8A
80 FLPTOINT = $B7F7
85 CHKCHAR = $AEFF
90 PARAM1 = $AA
95 PARAM2 = $FB
100 JSR CHKCOMMA ; IS 1ST COMMA THERE ?
110 JSR CHKLPAR ; OPEN BRACKET ?
120 JSR EVALTERM ; YES - GET VALUE
130 JSR FLPTOINT
140 LDA $14 ; AND SAVE IT IN
150 STA PARAM1 ; RESULT 1
160 LDA $15
170 STA PARAM1+1
180 JSR CHKRPAR ; CLOSING BRACKET ?
190 JSR CHKCOMMA ; NEXT COMMA ?
200 JSR EVALTERM ; YES - GET VALUE
205 JSR FLPTOINT
210 LDA $14 ; SAVE IT IN
220 STA PARAM2 ; RESULT2
230 LDA $15
240 STA PARAM2+1
250 RTS

```



next pointer simply moves on to the next character.

## Parameters

Having sorted out the separators, we want to evaluate the parameters. This is readily achieved by calling \$AD8A. This evaluates the expression which is being pointed at by the text pointer and stores the result in FAC/1.

Consider the Listing 1:

```
10 JSR $AEFD
20 JSR $AD8A
```

This will extract a single parameter after checking for a comma and leave the result in FAC/1. In other words, it checks the syntax:

SYS address, parameter

This system is in fact quite tolerant. Spaces are ignored allowing freedom of syntax. The parameter can be any valid expression or a numeric value.

Listing 2 is more complex. It checks for a rather bizarre syntax ie.

SYS address,(parameter 1),parameter 2

You will note that I've used the routine at \$B7F7 to convert the parameters in FAC/1 to integers.

You may, alternatively, wish to transfer non-numeric data in strings. Again, there are routines for this purpose. First, we call \$AD9E to evaluate the expression. This time, the routine will detect that we have a string and will exit with the length of the string in the accumulator and the start address of the string in \$64 and \$65. A call to \$B6A6 erases any previous copy of the string by moving the string pointers. On leaving this routine, the start address of the string is in \$22/\$23. Listing 3 handles the syntax:

SYS address, string

### LISTING 3

```
20 GETSTR JSR $AEFD ; CHECK COMMA
30 JSR $AD9E ; EVAL EXPRESSION
40 JSR $B6A6 ; SAVE ADDRESS IN $22/$23
50 STA STRINGLEN ; SAVE STRING LENGTH
60 LDA $22 ; START ADDRESS OF
70 STA STRINGADD ; STRING - LSB
80 LDA $23 ; START ADDRESS OF
90 STA STRINGADD+1 ; STRING - MSB
95 RTS
```

This routine will accept text or strings, e.g.

SYS address,A\$  
SYS address,"text"

The date given by Listing 3 can be easily manipulated. Listing 4 takes this data and moves it to a buffer.

### LISTING 4

```
10 LDY #0
20 LOOP LDA (STRINGADD),
Y
30 STA BUFFER,Y
40 INY
50 CPY STRINGLEN
60 BNE LOOP
```

So what happens if you want to input numeric information during the operation of the program? Well we can use some of the techniques described earlier in this series. Consider listing 5.

### LISTING 5

```
40 BUFFER = $0200
40 CHKSTR = $AD8A
70 LDY #0 ; INPUT ROUTINE
80 LOOP JSR $FFCF ;
90 CMP #13 ; IF RETURN EXIT
100 BEQ QUIT ;
110 STA BUFFER,Y ; PUT INTO BASIC
120 INY ; INPUT BUFFER
130 JMP LOOP
140 OUT LDA #0 ; TERMINATE INPUT STRING
150 STA BUFFER,Y ; WITH A ZERO
160 LDA #<BUFFER ; TELL CHARGET ROUTINE
170 STA $007A ; WHERE TO FIND
180 LDA #>BUFFER ; OUR INPUT
190 STA $007B ;
200 JSR $0079 ; GET CURRENT CHARACTER
210 JSR CHKSTR ; IS THE INPUT NUMERIC ?
220 JSR $BDDD ; JUST TO SHOW THAT THE
230 JSR $AB1E ; ROUTINE WORKS!
240 RTS
```

The block of lines from 70 to 130 perform the input step and simply get each character and put it into a buffer. You may remember that we've used this before. Line 90 detects the RETURN key and terminates entry when it's pressed. I haven't put a limit on the acceptable length of the input, but it's easily done. The input is terminated with a zero byte.

The buffer used is special in that it's the buffer used by Basic to handle text. Having input our text, we must tell Basic about it and where to find it. First, we put the start address (\$0200) of the text into the text pointer used by the CHARGET routine. This is done by lines 160 to 190. We then call the CHARGET routine in line 200. This puts the first character in your text into the accumulator. We can now call the routine at \$AD8A to evaluate the text pointed to by the text pointer. This converts the text to a floating point number in FAC/1. The last two instructions print out the FAC/1 to show that the routine works.

I've just mentioned a beast called the CHARGET routine, let us consider what it does. When processing, the Basic has to keep track of the text. This is achieved by a short but useful routine which sits in zero page RAM. Listing 6 shows this routine.

When the 64 is powered up, this routine is copied down from ROM. The reason is because the text pointer, which is held in addresses \$79 and \$7A is incremented by lines 10 to 30 of the



## LISTING 6

```

10  $0073 CHARGET INC $7A
20  $0075          BNE CHARGOT
30  $0077          INC $7B
40  $0079 CHARGOT LDA $????
50  $007C          CMP #$3A
60  $007E          BCS OUT
70  $0080          CMP #$20
80  $0082          BEQ CHARGET
90  $0084          SEC
100 $0085          SBC #$30
110 $0087          SEC
120 $0088          SBC #$D0
130 $008A OUT      RTS

```

routine. This is why the address in line 40 is not specified. Lines 70 and 80 check for spaces and ignore them. The rest of the routine checks to see if the character is numeric. If the character is numeric, the routine exits with the carry cleared, else it is set. The accumulator holds the character.

There are two main entry points:

- 1) CHARGET – this extracts the next character in the text.
- 2) CHARGOT – this gets the character currently pointed to by the text pointer.

By use of this routine, it is possible to examine text and thereby use more complex commands. Consider the routine. When an command is handled, the test is scanned. If the first

part of the CHARGET routine were altered so that the routine jumped to your own routine, it would be possible to detect non-standard character sequences and perform actions accordingly. Listing 7 gives an illustrative example.

Lines 40 to 100 insert three bytes into the start of the CHARGET routine. These bytes correspond to JMP WEDGE. This means that every time that CHARGET is called, it immediately jumps to WEDGE. The first thing that WEDGE does is to increment TXTPTR. This is necessary since the inserted JMP has prevented CHARGET from doing this. Line 150 gets the next character and we check to see if it was @. If not, line 190 returns control to BASIC via CHARGOT. If @ was detected, line 200 onwards change the border colour and return control to BASIC. Lines 220 to 240 increment TXTPTR again. This takes the pointer beyond @ so that Basic doesn't notice it and give a syntax error. To use the routine you must remain until the machine is reset. Because we are wedging in a JMP instruction, this sort of routine is called a wedge.

This routine will work both in direct mode (try typing followed by RETURN) and in a program. You can use any command name you like provided you write the code to check it. The only prime need is to use a first character which is not used by BASIC. Obvious examples are @, !, >, < etc. The characters after it can be what you like. You could, for example, use @PRINT, !LOAD, > SELF-DESTRUCT etc.

There are two shortcomings with Charget wedges:

- 1) They are not tokenised so commands will use more memory than

usual. Most software using this system have short commands as a result.

- 2) Since your code will be called each time CHARGET is called, the execution speed of Basic will be slower.

Notwithstanding these faults, the wedge is an easily installed device which is very popular.

I realise that I only have time for a brief description of the functioning of ROM routines. If you want to learn more, you must read some of the better books around. The two I mentioned last time (by Nick Hampshire) are better than most. The news letters issued by ICPUG (Independent Commodore Products Users Group) are also a useful source of information.

Next month I will tackle the floating point routines.

## Homework

Last month I set you quite a meaty task. In fact, although the task seems quite large, it's quite simple if you split it into sections. Consider this answer 1.

In order to handle the text, a buffer starting at 830 is used. Lines 1090 to 1130 fill the first ten characters with spaces. Lines 1150 to 1270 prompt for an input and put the input into the buffer. Since we're interested in the first four characters of the input and the input could be less than this length, lines 1280 to 1330 pad it out with spaces until four characters are there. Lines 1340 to 1350 terminate the input with a zero byte. This allows use to use the routine at \$AB1E to print the word later. Line 1400 to 1580 search the word table for the input and according to the result, a message is output. I'll leave you to sort out the search algorithm. The multiplication in line 1550 and 1560 bump the text pointer by four characters for each entry in the word table.

I'm setting two problems this month but you need not answer both unless you're really keen.

I want to pursue this idea for the first homework question this month. Imagine that you have a piece of text in a buffer starting at location TEXTSTART and terminating with a zero. The length of this text (excluding the zero) is held in location TEXTLEN.

Write a routine which will scan the text and locate words according to these rules:

- 1) Words are separated by spaces, all other characters are assumed to be part of words.
- 2) If only one word is found, it is a verb. eg TAKE, EAT

## LISTING 7

```

10 CHARGET = $0073
20 CHARGOT = $0079
30 TXTPTR = $7A
40 INITIALISE LDA #$4C
50 STA CHARGET
70 LDA #<WEDGE
80 STA CHARGET+1
90 LDA #>WEDGE
100 STA CHARGET+2
110 RTS
120 WEDGE INC TXTPTR
130 BNE LOOP
140 INC TXTPTR+1
150 LOOP JSR CHARGOT
160 CMP #"@
170 BEQ LOOP1
190 JMP CHARGOT
200 LOOP1 INC $D020
220 INC TXTPTR
230 BNE LOOP2
240 INC TXTPTR+1
250 LOOP2 JMP CHARGOT

```



## Homework - answer 1

```

1000 *= $C000
1010 BUFFER = 830
1020 CHROUT = $FFD2
1030 CHRIN = $FFCF
1040 PRINTMESS = $AB1E
1050 PRINTNO = $BDCD
1060 COUNT = 899
1070 ;
1080 ;
1090 LDY #0 ; INITIALISE BUFFER
1100 LDA #32
1110 LOOP5 STA BUFFER,Y
1120 INY
1130 CPY #10
1140 BNE LOOP5
1150 LDA #147 ; PRINT PROMPT
1160 JSR CHROUT
1170 LDA #"<"
1180 JSR CHROUT
1190 ;
1200 ;
1210 LDY #0 ; INPUT WORD
1220 LOOP1 JSR CHRIN
1230 CMP #13
1240 BEQ LOOP2
1250 STA BUFFER,Y
1260 INY
1270 JMP LOOP1
1280 LOOP2 CPY #4 ; IF WORD LESS THAN
1290 BCS LOOP6 ; FOUR CHARS THEN PAD
1300 LDA #32 ; IT WITH SPACES
1310 STA BUFFER,Y
1320 INY
1330 JMP LOOP2
1340 LOOP6 LDA #0 ; TERMINATE BUFFER WITH
1350 STA BUFFER,Y ; ZERO
1360 LDA #13 ; CARRIAGE RETURN
1370 JSR CHROUT
1380 ;
1390 ;
1400 LDY #0 ; INITIALISE WORD COUNT
1410 STY COUNT
1420 LOOP4 LDX #0 ; SEARCH WORD TABLE
1430 LOOP3 LDA BUFFER,X
1440 CMP TABLE,Y
1450 BNE NOMATCH ; DOESN'T MATCH
1460 INX ; IT MATCHED
1470 INY ; TRY NEXT CHARACTER
1480 CPX #4
1490 BNE LOOP3
1500 JMP FOUND ; FOUND IT!
1510 NOMATCH INC COUNT ; INCREMENT WORD COUNT
1520 LDA COUNT
1530 CMP TABLEN ; ANY MORE WORDS TO CHECKPRINT
1540 BEQ NOTFOUND ; NO
1550 ASL A ; BUMP COUNTER BY 4 TIMES
1560 ASL A ; WORD NUMBER

1570 TAY
1580 JMP LOOP4 ; NEXT WORD
1590 NOTFOUND LDA #<MESS4 ; TELL WORLD ABOUT IT
1600 LDY #>MESS4
1610 JSR PRINTMESS
1620 LDA #<BUFFER
1630 LDY #>BUFFER
1640 JSR PRINTMESS
1650 RTS
1660 FOUND LDA #<MESS1 ; FRIENDLY MESSAGE
1670 LDY #>MESS1
1680 JSR PRINTMESS
1690 LDA #<BUFFER
1700 LDY #>BUFFER
1710 JSR PRINTMESS
1720 LDA #<MESS2
1730 LDY #>MESS2
1740 JSR PRINTMESS
1750 LDA #0
1760 LDX COUNT
1770 INX
1780 JSR PRINTNO
1790 LDA #<MESS3
1800 LDY #>MESS3
1810 JSR PRINTMESS
1820 RTS
1830 ;
1840 ;
1850 TABLE .ASCII "TAKELOOKSINGEAT BITEKILL"
1860 .ASCII "THROLIGHDRINCLIMSWIMFIGHDROP"
1870 TABLEN .BYTE 13
1880 MESS1 .ASCII "THE WORD "
1890 .BYTE 0
1900 MESS2 .ASCII " IS NUMBER "
1910 .BYTE 0
1920 MESS3 .ASCII " IN MY WORD LIST"
1930 .BYTE 0
1940 MESS4 .ASCII "I DON'T RECOGNISE "
1950 .BYTE 0

```

3) If two words are found, the first is a verb and the second a noun e.g. TAKE SWORD, EAT SKAKE.

Extract the verb and move it to a buffer starting at VERB and put its length into VERBLEN.

Similarly move the noun to a buffer starting at NOUN and its length into NOUNLEN.

Consider this simple method of text compression. If you use just 32 characters, you only need five bits to save each character. This being the case, you can save three characters in

two bytes giving 33% saving in RAM.

Consider this example:

Character 1 — %00011111  
 Character 2 — %00010101  
 Character 3 — %%00011011

This compresses to:

Byte 1: %11111101 and Byte 2: %01110110

As you can see, character 1 now

occupies the top five bits of byte 1. Character two occupies the bottom three bits of byte 1 and the top two bits of byte 2. Character three occupies bits 1 to bit 5 inclusive of byte 2. Bit 0 to byte 2 is set to zero.

Your task is to:

- 1) Develop an algorithm which performs the compression.
- 2) Write a routine to do this job using so far as possible logical shifts and rolls and boolean instructions such as OR and AND.

YC



5 1/4" Disks  
FREE!!

Compumart

**5 1/4" Disks**

Quality 5 1/4" Blank Disks	
10 Single Sided Double Density	£9.95 +£1 p.p.
10 Double Sided Double Density	£13.95 +£1 p.p.
50 Single Sided Double Density	£49.95 +£1 p.p.
50 Double Sided Double Density	£69.95 +£1 p.p.

Plastic Library Case Free with Ten Disks  
+2 FREE Disks  
Perspex Storage Box Free with Fifty Disks  
+10 FREE Disks  
Hub Rings, Envelopes, Labels etc

SAVEEEEE'S  
2 FREE DISKS  
With every 10-5 1/4" DISKS  
Buy 10 GET 12  
50 GET 60



**10-AMSOFT  
3"CF2 Microdisks**  
ONLY **£32.00** +£1 p.p.

**TOP Quality 3 1/2" Microdisks**  
BOXED IN 10's - LABELS etc....

<b>SINGLE SIDED</b> 135 T.R.I.	<b>DOUBLE SIDED</b> 135 T.R.I.
<b>£19.00</b> +£1 p.p.	<b>£24.00</b> +£1 p.p.

**Same Day Despatch** On ALL Orders Before 4pm  
ALL Prices Inc. VAT

24 Hour Credit Card Order Line  
0509-233893



Please send cheques/postal orders to:

**Compumart, (Dept Y64)**

**Unit 8, Falcon Street, Loughborough, Leics, LE11 1EH**

**Compumart**  
0509-262259  
HOTLINE



## TELETEXT

A world of information at your fingertips

The Microtext adaptor turns your C64 or C128 into a sophisticated Teletext Receiver. Giving you a full colour display of any of the free pages from Ceefax or Oracle. There's the latest news and software reviews, football results and gardening tips, whats on TV plus much much more, hundreds of pages constantly updated to give you the very latest information, at the touch of a button.

A page like a recipe or a weather map may be saved to disc or cassette for later reloading and pages may be accessed by your own programs so you could plot graphs of share movements or load the latest result into a pools predictor, the possibilities are endless!

Supplied with a manual the adaptor is cased and fits neatly on the user port of the Commodore. A connecting lead goes to the 'VIDEO OUT' socket of any video recorder - this concept means an extra aerial is not required, channel selection is done on the video which saves us components, and saves you money!

ONLY £69.95 inc P&P.

From:-

**MICROTEXT**

7 Birdlip Place, Horndean, Hants. PO8 9PW

Tel: 0705-595694

## DISCOUNT SOFTWARE

C16/Plus 4				Commodore 64			
Title		RRP	OUR	Title		RRP	OUR
Commando		7.95	5.95	Bombjack		7.95	5.95
ACE (C-16)		9.95	7.95	Mercenary		8.95	7.25
ACE (Plus 4)		10.95	8.95	Jet Set Willy		7.95	5.95
Steve Davis Snooker		7.95	5.95	Airwolf		6.95	5.25
Jump Jet		9.95	7.95	Legionaire		6.95	5.25
World Cup Football		6.95	5.25	Winter Events		7.95	5.95
Gullwing Falcon		6.95	2.99				
Anirog Favourite Four		7.95	5.95				
C16 Classics II		9.95	7.95				
Atlantis		6.95	5.25				
Grand Master Chess (C16)		8.95	7.25				
Grand Master Chess (Plus 4)		8.95	7.25				
Tom Thumb		6.95	5.25				
Xargons Revenge		6.95	2.99				
Beach Head		7.95	4.50				
Defence 16		7.95	5.95				

All Prices include postage and packing in the UK. Overseas £1.00 extra. Payment with order by cheque or postal order please to:

**GRAFFIX**

114 West Main Street, Whitburn, West Lothian EH47 0QU

## CUT-PRICE DISKS - LOWEST YET!



**5.25" 'Universal'**  
suits all drives -  
SSDD, SSDD, DSDD, DSQD-96.

£49.99 - 100 disks  
£26.99 - 50 disks  
£14.99 - 25 disks

\*Life-time No Quibble Warranty!  
\*Hub-rings, full spec.  
\*No Extras - vat & delivery included

Lowest **3M**  
& branded prices - Try us!  
Official orders very welcome.

**FREE!** Buy 200 disks  
and get a tub of  
screen/computer wipes.

**3.5" Hi-grade**  
Single or Double sided

SSDD or DSDD All ex-stock  
£139.99 or £159.99 - 100 disks  
£ 75.99 or £ 85.99 - 50 disks  
£ 39.99 or £ 49.99 - 25 disks  
Same day despatch -

Cheques or orders to:-

**Dept YC**  
**Direct Disk Supplies Ltd**  
**FREEPOST**  
**29 Dagmar Road**  
**Kingston, Surrey, KT2 6BR.**



**DIAL-A-DISK**  
01-541 1144  
Answering service  
for out of hours  
orders



# Quick on the Draw

*Expressing yourself on your C64 is easy with the correct graphics program. Your Commodore takes a look at three new packages.*

*By Stuart Cooke*

No matter where you look, you are bound to see something graphic that was produced by a computer. Computer Graphics are now used in TV, films, advertising, etc. There have even been exhibitions where artists have shown their latest piece of computer art to the public.


Contrary to popular belief you don't need a fantastic, thousands of pounds, computer. In fact you can 'paint' some very interesting and colourful pictures on your humble home micro, whatever it may be.

An artist using standard paints, brushes and canvas must have the correct tools. There's no point in trying to paint a thin line with a brush that is more suitable for poking the fire. The computer artist must also have the correct tools of the trade. A graphics package that he feels comfortable with is a must. All of the options that he should ever require should be present. It must also allow him to use the controller that he feels most happy with, such as a joystick or mouse.

Three new packages have appeared on the market over the last few months, each offering slightly different facilities to the others and different levels of complexity. Below you will find a description of each of the packages and its facilities. Only you can decide what you will require from the package.

## The OCP Art Studio

This package is probably the most friendly and well presented package



that I have ever come across. All commands are accessed from a series of pull down menus, rather like those that were made known by the Macintosh computer. For those who have never used pull down menus, you use them like this: The input device is used to move your pointer around the screen. If you move it into the area of the menus at the top of the screen, and press the fire button (or whatever) then the menu that you are pointing at will appear on the screen. You can now move your pointer up and down this menu and choose the option that you require.

With the *Art Studio* you have a choice of four different input devices. You can use the keyboard, a joystick, a mouse or a Koala Pad to move the


pointer around the screen. A nice touch is the fact that the program always displays the device that you are using at the top right of the screen. The reason for this is that you may sometimes have to revert to the keyboard for entering text, etc. This icon stops you from making any mistakes.

Probably the best way to discuss the operation of the program is to deal with each of the menus as they appear across the screen.

## Print

The ability to get a hard copy is most important, after all there's no point just having your picture on the screen. This menu allows you to dump your picture to a printer. A separate





program allows you to set up the correct printer. Options include Commodore and Epson compatible printers. Five sizes of printout are available from 1\*1 to 5\*5. However certain printers can only print certain sizes.

Since your pictures will no doubt be in colour, the option of printing your pictures in grey scale is present. This simply replaces each of the 16 available colours with a shade of grey, this is equivalent to a 3\*3 dump. Options are also available to print your picture sideways, at the left of the page, right hand edge or in the middle.

## File

This option simply lets you select whether you are using cassette or disk and then allows you to keep your latest masterpiece for future reference.

A facility is present for merging a picture that has been saved with one that is already in memory, though I must admit I've not found a use for this yet.

If you are using disk then a fair range of commands are available to you. It is possible to have up to four different drives connected to the computer, changing from one to the other is simply a matter of selecting DEVICE from the disk pull down menu and changing the number. Commands available allow you to RENAME files, DELETE files, FORMAT a disk, etc.

When using disk, selecting the correct file for use is extremely easy, simply select the LOAD option from the menu and the list of files available will appear in another window. Now

move the pointer to the picture that you require press the button and wait until it has loaded.

## Attributes

Obviously colour plays a great part in the actual look of your picture. This option allows you to select the ink (foreground) colour, paper (background) colour and the border colour. Once you have chosen an ink you can set it to transparent, this means that you cannot change it when anything is drawn over it. Options also exist to allow you to overwrite existing colours or simply inverse them with the new colour.

## Paint

Now we start to get to the fun part. This option allows you to select the


type of painting tool that you want to use. Options available are, Pen, Spray can and brush. There are 16 different pens available, each one of a different thickness or angle. Once you have selected the correct pen you can start to draw with it in the drawing area. Eight spray cans are available. Each one having a different density of spray dots, this is great for texturing areas of the screen.

Eight different brushes are available ranging from a dot to a smiling face. One of the brushes is totally blank. This allows you to colour in areas of the screen very easily once you have finished designing a picture in black and white.

If you require a special sort of brush then you can design one with the 'Brush edit' function. This simply allows you to design a brush in whatever shape you require it.

## Miscellaneous

This menu offers some extremely useful commands. For a start, since the menus occupy the top two lines of the screen you can only see 22 lines out of 24 at any one time. It is possible to move the screen up and down so that you can get the extra lines. The View Screen option gets around this by removing the menu from the top so that you can see the whole screen at once. Clear Screen speaks for itself and should be used with care since you don't want to lose hours of work. The change colour option is extremely powerful since it allows you to change one ink colour on the screen, or part of it, into another specified colour. Useful if you think the sea in your latest seascape is too dark.





## Undo

If like me you're a bit of a klutz when it comes to art then this option will be a life saver. Quite simply UNDO will remove the last operation from the screen. This also comes in handy when trying something out since you can always go back to the last picture if you don't like the effect.

## Windows

This is probably the most complex menu of all. A window is basically a box that is defined on the screen which can then be manipulated in some way. Options available allow you to clear a window. You can cut the window out of your picture and move it somewhere else. You can make copies of a window elsewhere on the screen. It is even possible to increase or decrease the size of a window, making that area of the picture larger or smaller. If this wasn't enough you can even rotate the window around as well as flip the section of picture that is in it.

## Fill

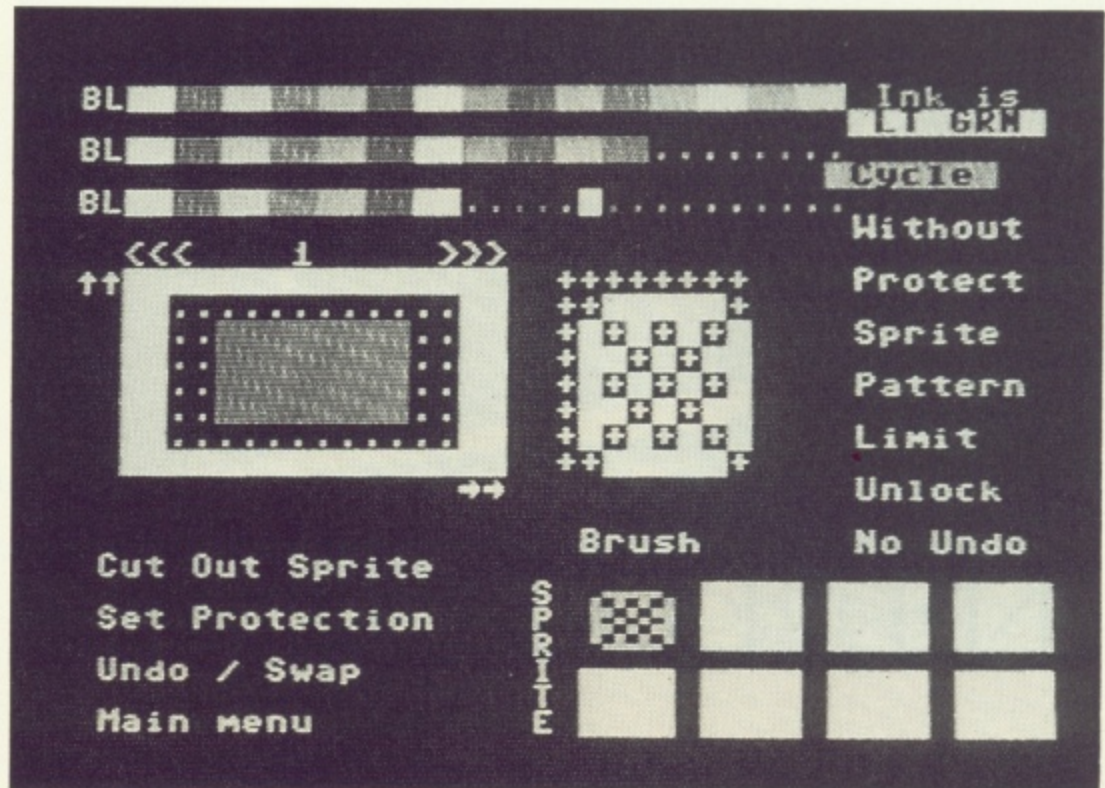
This option allows you to fill or colour in an area of your picture. The solid fill option allows you to fill an area with a solid colour. If you select textured fill you can fill the area with one of 32 different patterns. This could be used to give walls a brick texture, etc. You can also paint with a texture colouring areas of the screen as you pass the texture over it. Just in case you require a special texture and it doesn't appear to be available you can use the edit texture option to design your own.

## Magnify

When you draw your picture there will no doubt be areas of the screen that require special attention. The easiest way to make small changes to an area is to magnify it. This means that it is easier to see just what you are doing and where you are placing your colour. The magnify option allows you to blow up an area of the screen by  $\times 2$ ,  $\times 4$  and even  $\times 8$ . There is also an option for having a grid behind the picture so that you can have even greater control over where you place the colour.

## Text

Quite often it will be necessary to place some text within your picture. The text



option offers various facilities. You can print text from left to right or downwards. Your characters can be double or treble height. You can even have double or treble width. If you don't particularly like the font that the characters are in then the Font Editor allows you to design your own.

## Shapes

The final menu option allows you to choose from a variety of different shapes/lines for drawing. You can for example simply plot points on the screen. You can draw continuous lines, rectangles, triangles, rays and even circles. An interesting point is that the circles can be drawn in two different ways, you can either specify the radius and then the circumference or vice-versa, the only problem with this is that you tend to forget which option you are using. Again the UNDO option comes in handy if you do make a slip.

The OCP *Art Studios* is probably the easiest to use graphics package that I have ever used on a Commodore computer. What is unusual is the fact that ease of use doesn't mean that it isn't a powerful program. In fact the *Art Studio* is also one of the most powerful graphics packages I have used. Rainbird, who market the program, say that an Advanced Art Studio is being worked on. My only question is what on earth are they going to put in it?

## Picasso's Revenge

Originally an American and imported into the UK by Precision Software, this package has one major difference over the others. Its controller is included with the price.

Rather than being controlled by a joystick, etc, this program comes complete with a light pen. If you have never seen one of these before, a light pen is rather like a biro. One end of it plugs into the joystick parts of your computer, you then 'draw' on the screen with the other end. It is worth pointing out that you don't actually draw on the screen, the computer 'looks' to see where your pen is and places a dot on the screen at the relevant point.

*Picasso's Revenge* has all of the normal facilities that you would expect from a graphics package, though there aren't too many 'fancy' ones.

When loading the program, the first menu allows you to either load a printer program or the graphics package.

The printer program is especially useful as it allows you to load in pictures that have been saved with other programs, for example *Doodle* and *Koala Paint*. In some cases you can even make final alterations with the light pen before you do any print out.

When in the drawing package the menu options appear at both the top and bottom of the screen. These can be removed with the F3 key. Pressing it again will bring them back so that you can change commands.



Going from left to right across the bottom of the screen the following options are available:

## Disk Mode

This option allows you to SAVE and LOAD your picture files from or to disk.

## Fill Mode

This will fill any enclosed area with either a texture or solid colour. After selecting this option you simply point your pen at the area that you want to fill and away it goes. If the area that you choose for the fill isn't totally enclosed then the fill will not take place. This is extremely useful as on some packages the fill would continue through the slightest gap, obliterating the rest of the picture.

## Print

This option is used to dump the current graphics screen to your printer. As with the *Art Studio* the printout uses shades of grey to represent the colours.

## Zoom

Magnification of an area of the screen is available with this command. Once the screen is magnified you can scroll around the picture making changes when necessary.

## Mirror

This command is great for making pretty patterns. Quite simply everything you draw will be mirrored in

both a horizontal and vertical direction, rather like a kaleidoscope.

## Focus

In use the actual accuracy of the light pen varies quite a lot, this allows you to alter just how sensitive the light pen is. However, there is a trade off, the higher the sensitivity the slower the actual drawing, etc.

## Draw

This is the option that allows you to produce your 'scribble' on the screen. Simply move the light pen around and the ink will follow your pen leaving a trail.

## Brush

The width of the brush that is used in the draw option is selected with this command, to the right of this is a window that shows you the width of the brush that is currently in use.

## Colour 2

As with *The Art Studio* you have the option of using textures to fill in areas of the screen. This option creates a secondary colour for the textures. Careful use of this command can lead to some extremely interesting shades being displayed on the screen.

## Textures

Changing the actual texture that you draw or fill with is simply a matter of pointing at this box until the texture

that you require appears in the window. Unfortunately if you want to redesign any of the textures you must do this before entering the graphics screen. This can be a problem when you are in the middle of producing a piece of artwork and you suddenly decide that you could use a certain texture in it. Your only option is to save your picture and start the program again.

## Shape Menu

Selecting this option brings up another menu on the screen. This menu allows you to select lines, triangles, rectangles, circles, etc. You can even write text on the screen.

Also within this menu are commands that will let you move areas of the screen around, you can copy areas of the screen.

*Picasso's Revenge* is not the most complex graphics package I have used. However, it is great fun to play with. I can't help thinking that the program is probably more suitable for children rather than an experienced artist. The fact that the light pen isn't quite as accurate as other types of controller may also put some people off.


## Artist 64

This program from Wigmore is the most complex and most versatile graphics package that I have seen for the C64. It isn't as easy to use as some of the other packages available as there are some extremely powerful commands. However, time spent trying to find your way around the package will be well worth it.

As with the *Rainbird* package this program can be controlled by a number of different devices. Options available include a mouse (the NEOS or MS2000) or a joystick. My personal preference is to use a mouse, though you do need quite a lot of clear desk space if you wish to use this option.

*Artist 64* is menu driven, however, unlike the previous two packages the menus are not present on the drawing screen, you have to swap between screens using the fire button, or mouse. This is actually better since you can see the whole of the drawing area at one time. Three menus are available; these are the I/O Menu which controls actions involving disks, cassettes or even printers.

The Main Menu is obviously the one that you will be using the most often. This is where you will find the







actual drawing commands that you will use to design your pictures.

The final Menu is the SPFX Menu (special effects) this screen gives you the options of designing your own brushes, patterns and even colour cycles. But more of this later.

As you would expect all of the normal drawing commands are available together with a few that are unusual, yet useful. Options are included for drawing freehand, drawing lines, circles, ellipses rectangles, triangles and even polygons. At first you may think that some of the usual commands such as Rays, etc. are missing, however, you'd be wrong.

One extremely powerful command is the RCP option. This remembers the cursor position. When you next draw a line or a shape then you will automatically begin drawing at the previous start position, no doubt you can now see where you get rays from. Using the use last command will cause geometric shapes to keep their dimensions. You can then place the shape wherever you want it on the screen. Useful for details such as windows in houses, etc. Taking this a step further, you can turn on the continuous command. Once this is on you can leave a trail of the shape behind as you move around the screen.

And there's still more. If you turn on the CYCLE option the colour that is being used to draw with at the moment will change, the actual cycle of colours being specified by you in the SPFX menu. Now you can leave a trail of multicoloured shapes behind you. Should you want the shape to be filled in you would simply turn on the SOLID option. As you can see the options are many and extremely varied. Don't forget that many of them can be used with different commands such as circles, polygons, etc.

One extremely useful option is the

ability to define an area of the screen as a sprite. Once you have done this you can place your sprite wherever you want on the screen, you can rotate it, place it in front of or behind other colours, you can even use it as a brush to paint in areas of the screen.

Within the SPFX menu it is possible to 'protect' any colour from being overwritten by an other. This is great when you come to adding detail to your pictures. For example, say you had a picture of a castle and wanted to add green grass around it. Simply protect the colours that are used in the castle from being overwritten and whatever you do with your green pen or brush the castle will not be in danger of being 'scribbled' on.

One extremely interesting feature, and one that I have never come across before is the ability to RECORD your drawing actions. You could, therefore, draw your masterpiece with record switched on and watch yourself draw it again at a later date. I'm sure that a facility like this could be useful for demonstrations. You could draw say a picture of a car engine etc. and then label the necessary parts, even make changes when required. Then at a later date you could replay this to your audience. I can't help thinking that this option is quite what would be needed to do this as your audience would have to sit and watch you actually draw the picture and then swap between menus as you label your shape etc.

It would have been better if you could have stored pictures at different stages and then replayed the cycle rather like a set of slides. Obviously this is possible if you keep going to the I/O Menu and saving your picture and at a later date load each one in turn, but I'm sure the record option could have done something like this.

Not every package is perfect, and this one is no exception. One major

gripe is the fact that any text entry must be done by pointing at a keyboard that appears on screen. You can't type on the keyboard. The reason for this is that the mouse continually sends information to the computer, much of this seems like a keypress to the computer which would quite happily think you had typed it. This would make your text total jibberish. The on screen keyboard does seem to be the only way out, but it is a bit of a pain.

The text option is extremely powerful and allows many different sizes. The smallest that the text can appear is 5x5 dots. If you really want you can take this right up to a maximum of 160x200 dots, which is very big. You can even print your text down the screen or in italics.

I have only touched on the possibilities that are available with this package. In fact there are many instructions that I haven't even looked at. If you are serious about your computer art then I suggest that this is one package that you shouldn't be without, it may be complex and take some getting used to but it is the most powerful.

## On Your Own

I have only had a look at three of the more recent packages, there are many more available in the shops. If you do want to get into computer art then I suggest that you take a close look at the manual of any package before you buy it to make sure that all the options that you require are there.

Out of the three packages that I have looked at here, *Picasso's Revenge* is by far the simplest to use and as a recent wet afternoon proved, great fun for the kids. The *OCP Art Studio* is extremely well presented, easy to use and very powerful. If you don't already own a graphics package then this may be the one for you. On the other hand if you intend producing a lot of graphics pictures with your C64, *Artist 64* can't be beaten. YC

## TOUCHLINE

*The OCP Art Studio.*

*Rainbird Software, Wellington House, Upper St Martins Lane, London WC2H 9DL.*

*Picasso's Revenge:*

*Precision Software: 6 Park Terrace, Worcester Park, Surrey KT4 7J7.*

*Artist 64:*

*Wigmore: 32 Savile Row, London W1X 1AG.*



# YOUR COMMODORE

Lineage: 45p per word.  
(52p incl. VAT).

Semi display: £9.70 per single column centimetre (plus VAT) minimum 2cm. Ring for information on series bookings/discounts.

All advertisements in this section must be prepaid.  
Advertisements are accepted subject to the terms and conditions printed on the advertisement rate card (available on request).



## 01-437 0699

EXT. 291

Send your requirements to:  
**DUNCAN NEILSON**  
ASP LTD, 1 GOLDEN SQUARE,  
LONDON W1

## SOFTWARE

C16/PLUS 4 SOFTWARE			
Title	RRP	OUR	
Commando	7.95	6.75	
Games Designer	9.95	8.50	
A.C.E. (C-16)	9.95	8.50	
A.C.E. (Plus 4)	10.95	9.40	
Airwolf	6.95	5.95	
Steve Davis Snooker	7.95	6.75	
Daley Thompson Star Events	6.95	5.95	
Jump Jet	9.95	8.50	
Games Pack I (15 games)	5.95	4.95	
Games Pack II (15 games)	5.95	4.95	
World Cup Football	6.95	5.95	
Gullwing Falcon	6.95	5.95	
The Boss	6.95	5.95	
Anirog Favourite Four	7.95	6.75	
C-16 Classics	9.95	8.50	
C-16 Classics II	9.95	8.50	
Gremilins	7.95	6.75	
Spiderman/Hulk Pack	7.95	6.75	
Atlantis	6.95	5.95	
Grand Master Chess (C-16)	8.95	7.75	
Grandmaster Chess (Plus 4)	8.95	7.75	
Tom Thumb	6.95	5.95	
Sword of Destiny	6.95	5.95	
Xargons Revenge	6.95	5.95	
World Series Baseball	7.95	6.75	
Robcon Head Alignment	4.94	4.50	

All prices include postage and packing in the U.K.  
Payment with order by cheque or postal order please to:  
**JOTHAN SOFTWARE (Dept Y.C.1)**  
65 Heol Gwys, Upper Cwmtwrch, Swansea SA9 2XQ. Tel: 0639-830934

C-16 JOYSTICK £9.95

Please state which micro.

## FOR HIRE

### STAFFS COMPUTER LIBRARY CBM 64 OWNERS

Join the friendly Library. We give you what you want. If a title is not on our list then we will get it, if it's still available.  
(Games only)

- All the latest Titles
- Full 7 Days Hire
- Low Hire Cost. From 75p
- Up to 4 Games per week
- All games original
- Lots of American Titles
- Low Hard and Software prices
- Membership ONLY £5.00

Free m/c Monitor on joining

Send your cheques/postal orders payable to:

**STAFF COMPUTERS**  
The Newlands, Greensome Lane, Stafford

### Genealogy Program

for the 64 & 128 "FAMILY TREE" will produce Pedigree Charts, Family Group Records, Individual Files, Indexes, Searches of Ancestors. LDS version available.

£32.95 including air mail service.

**GENEALOGY SOFTWARE**  
1059 Camelot Crescent, Sarnia,  
Ontario N7S 3L4, Canada.

### Animal Records

maintained with "PEDIGREE" for the 64 & 128. Produces Litter, Awards, Breeding, Show, and individual records, and Pedigree Charts. £44.95 including air mail service.

**GENEALOGY SOFTWARE**  
1059 Camelot Crescent, Sarnia,  
Ontario N7S 3L4, Canada.

**RING 01-437 0699**

## SW GAMES

JOINT ADVENTURE OFFERS  
**LOVETOY — GODDESS**  
CBM 64/128 — Only £3.00  
from Stargate, P.O. Box 1520, Dublin  
YOU PAY AFTER DELIVERY!

## EPROMS

### PROM-64

EPROM programmer for 8K, 16K, ZIF socket, Vpp generator & software on tape £34.75  
64-CARtridge, 2 x 8K £5.95  
EPROMS QTY 1-10, 2716-128 £2.99  
DHOB-2 EPROM eraser £22.95  
UK + 15% VAT

Cambridge Microelectronics  
One Milton Road, Cambridge  
CB4 1UY  
Tel: (0223) 314814 Tlx: 81574

## YOUR COMMODORE FOR FAST AND EFFECTIVE ADVERTISING

## SOFTWARE APPLICATIONS

### HOME ACCOUNTS

Put your house in order!  
Probably the best home use for your computer!  
Comprehensive coverage of bank accounts, credit cards, HP, standing orders etc. Inbuilt accuracy check for all transactions.  
Cashflow projection. For all Amstrads, Commodores and Spectrums £9.95 or free details from

**DISCUS,**  
18 Bedford Road,  
Ilford, IG1 1EJ.  
Tel: 01-514-4141  
(24 hours 'live')

## DISKS

### PACK OF 10 DISKS.

Dysan 5 1/4" 1 megabyte in Library box, suitable for Commodore.  
**ONLY £6.90 inc. VAT & Post**  
Send Cheque/P.O. to:  
Affordable Technology Ltd  
187 Woodhouse Rd,  
LONDON N12 9AY.

### VIC-20/CBM-64 SOFTWARE HIRE

Free Membership. Hundreds of Titles to choose from. Send S.A.E. for your Free Hire Kit:  
VSH (YM), PO BOX 65, NOTTINGHAM NG1

## DISKS

### ZANIN ELECTRONICS LTD

#### BARGAIN DISKS

- 5 1/4" Pack of 10 in Library Case

DS/DD £7.95  
DS/QD £9.95

- 3 1/4" Pack of 10  
F/S £20.00  
D/F £22.50

#### CABLES

- Centronics Interface Cables

C64/C128 15.00  
AMIGA £16.00  
COD ONLY £2.00

**ZANIN ELECTRONICS LTD**  
6 PARK TERRACE  
WORCESTER PARK  
SURREY KT4 7JZ.

Tel: (01) 330 3105/3150.

## SPECIAL OFFER

### A.B. COMPUTERS & ELECTRONICS LTD

Tel: 01-568-7149  
Telex: 8950511 ONE ONE G.  
Ref: AB COMP.

### AMIGA SYSTEMS 1 and 2

PLUS £250 WORTH  
FREE SOFTWARE - OF  
YOUR CHOICE!!

64, 128, 128D Software and parts, printers monitors and disc drives ALL AVAILABLE AT DISCOUNT PRICES!!!

173 THORNBURY ROAD,  
OSTERLEY, ISLEWORTH,  
MIDDLESEX TW7 4QG.




## WARNING NOTICE

Advertisements placed in this magazine are to be in strict compliance with our standard conditions (copies of which conditions are available on request) and on the clear understanding that the advertiser warrants that his advertisement(s) does not infringe any copyright or condition of sale of any interested party in the advertised product.

Further, the advertiser indemnifies the proprietors of this magazine in respect of costs, damages, or any other claims brought against them as a result of legal action arising from the publication of the advertisement.

Any breach of these terms or the said conditions may result in prosecution of the advertiser by the proprietors.

### PROGRAMMING



**THE REPAIR MAN**

...and his team of Commodore computer repair specialists are here to offer a complete professional service.

**FREE SOFTWARE**

C64/Plus 4	£14.95
VIC 20/C16	£9.95
1541/1570	£19.95

(exclusive parts & p/p)

**6 MONTH GUARANTEE!!!**

We also repair Amstrad, Oric, Atari, Spectrum, BBC, Printers, Disc drives etc.

**★ 6 MONTH GUARANTEE**  
**★ FAST TURN AROUND**  
**★ WHILE-U-WAIT SERVICE**  
**★ FREE SOFTWARE**  
**★ DIY COMPONENTS**

**ZEDEM**  
**COMPUTERS LIMITED**  
 2 Kimbolton Road  
 Bedford MK40 2NR

Call (0234) 213645/213032 7 days a week 24 hr. answering service

### HARDWARE

#### ★ TAPE BACK-UP BOARDS FOR CBM-64/128 VIC-20 ★

Connect a second CBM type cassette deck to your computer with our BACK-UP BOARD Mk.1 and you can easily make a back-up copy as you load your original program. Works for all types of fast loaders etc. £9.50 inc P&P. Thousands already sold.

The BACK-UP BOARD Mk.2 can be used two ways. Switched to 'NORMAL' it operates as a Mk.1. Switched to 'GENERATE' 64/128 owners can use our special transfer software to regenerate a copy of a program on the second deck as it loads from the first. This method can produce a better quality copy than the original. Mk.2 & software £14.50 inc P&P. Now outselling our very popular Mk.1. Return your Mk.1 to be modified to Mk.2 for £4.50 inc software & P&P.

**AZIMUTH HEAD ALIGNMENT TAPE** by INTERCEPTER for '64'. Use this test tape with your '64' to adjust the heads of your decks to make a perfectly matched pair. Full instructions and screwdriver supplied. £8.50 inc P&P.

**ROM SWITCH/RESET BOARD.** Fitted in the expansion port of your '64' you can reset ALL programs that a standard reset switch can't. A socket for a 2764 8K eeprom is also included. Full instructions supplied. £8.95 inc P&P.

ALL PRODUCTS GUARANTEED FOR 12 MONTHS.

Send your cheque/P.O. or stamp for details to:- **TURBOTRONIC**,  
 46, Ripon Street, Parkinson Lane, HALIFAX, West Yorkshire. HX1 3UG.  
 Tel. (0422) 52020  
 (Overseas customers inside Europe add 50p outside Europe add £1.50)

### LOANS

**MIDLAND PROPERTIES** and Finance Agency. Unsecured loans £250 to £2,500. Loans secured on property £500 with no limit. Free quotes 9am to 9pm 7 days/week. Immediate decisions. Sorry no tenants as yet and business finance can be arranged. (0255) 551967. Box No. YC55, 1 Golden Square, London W1R 3RB.

### CLUBS

#### VIDEO INFORMATION!

Join the Video Information Club and receive information about all aspects of your video hobby - Free technical advice, video exchange service, discounts on video hardware, blanks etc. Regular club newsletter, international clearing house facility, membership unit, advertising gifts (car stickers etc) full membership card -

ALL FREE. JUST RING

**0898-100-430**

AND JUST LISTEN TO THE TAPE  
 (40p per minute peak 20p off peak)  
 (family services)

### REPAIRS

#### COMPUTER REPAIRS

All repairs at fixed prices. The price you see is THE PRICE YOU PAY.

C64	£29.95
C16	£24.95
Cassette Units	£12.95
C64 PSU	£29.95

#### ★ ★ ★ SPECIAL XMAS OFFER ★ ★ ★

C16 Starter Pack (includes computer, cassette, games etc.)	inclusive £49.95
C16 Computer, PSU and Manual	£34.95

For a fast quality service please send to:

#### MICROMEND

THE OLD SCHOOL, MAIN STREET, FARCET,  
 PETERBOROUGH PE7 3DB  
 Tel: (0733) 241718

(TRADE ENQUIRIES WELCOME)

#### COMMODORE REPAIRS

Commodore repairs by Commodore approved engineers. Repair prices:  
 Vic 20 modulator £8.05, Vic 20 £15.00,  
 CBM 64 from £20.00, C2N from £9.00, 1541 from £20.00, C64 psu £13.50, Spectrum £16.50, Dragon £32.00, Electronics, Atari.  
 For more information SAE or telephone:  
**G.C. BUNCE & SON**,  
 36 Burlington Road, Burnham,  
 Bucks SL1 7BQ.  
 Tel: (06286) 61696.  
 9am-6pm Mon-Fri.

**RING**  
**DUNCAN NEILSON**  
**ON 01-437-0699**  
**FOR ADVERTISING**  
**AND BUY THIS**  
**SPACE FOR**  
**CHRISTMAS**

#### LONDON COMPUTER REPAIR CENTRE

- ★ Spectrum, Commodore, BBC, Atari, Amstrad etc.
- ★ Low cost repairs from £12.00
- ★ Collection & delivery optional
- ★ Used Micro's bought, sold, exchanged.

Call NIGEL: 01-863 7166

**MICRO SUPPORT**  
 Unit 3, 15 Springfield Road,  
 Harrow, Middx HA4 1QF.

#### A.B. COMPUTERS & ELECTRONICS LTD

Cheap repairs for C16's, 64's, 128 and 128 D - From £12.00. (Also BBC, Amstrad, Atari, Spectrum).  
 173 THORNBURY ROAD, OSTERLEY,  
 ISLEWORTH, MIDDLESEX TW7 4QG.  
 Tel: 01-568-7149  
 Telex: 8950511 ONE ONE G.  
 Ref: AB COMP.

#### The 1st choice EXPRESS COMMODORE REPAIRS!

#### WHY PAY HIGH 'FIXED' PRICES

FOR PROFESSIONALISM - "Of all the repair companies 'Sinclair User' spoke to, **MANCOMP** seemed the MOST PROFESSIONAL when it came to advice and a helpful attitude" AUG 85.

COMMODORE CHIPS	
906114	£23.00
6510	£23.00
6526	£23.00

(includes VAT and P&P)

WHY DELAY - OUR ESTIMATES ARE FREE AND WITHOUT OBLIGATION. IF YOU DO NOT LIKE OUR ESTIMATE WE WILL RETURN THE COMPUTER AND REFUND THE POSTAGE INCURRED!

**MANCOMP LTD**  
 (Dept YC2)  
 Printworks Lane, Levenshulme,  
 Manchester M19 3JP  
 OPEN MON - SAT 9am to 7pm  
 061 224 1888/9888



## SOFTWARE LIBRARY

### MIDLAND COMPUTER LIBRARY

- OVER 8,000 different titles available for hire for the COMMODORE, SPECTRUM, ELECTRON, BBC, AMSTRAD, ATARI, and MSX computers.
- ARCADE, ADVENTURE, EDUCATIONAL and BUSINESS software too.
- HIRE PRICES from only 75p INC. P&P.
- 20% DISCOUNT off all purchase software.
- FREE CATALOGUES.
- FREE HINTS AND TIPS.
- FAST RETURN OF POST SERVICE (if reserves are given).
- ALL GAMES manufactured ORIGINALS with full documentation.
- OVER 25,000 satisfied members.
- EUROPEAN members welcome.
- LIFE MEMBERSHIP £6.
- FIRST TITLES HIRED FREE OF CHARGE.
- Full computerised system keeps track of your order. We pride ourselves in being the most professional Hire Library in the United Kingdom, with staff of 14 who know what the word service means. Backed by our own software company and programmers.

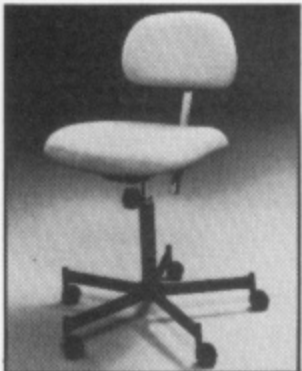
MIDLAND COMPUTER LIBRARY  
28 College Street, Worcester WR1 2LS. Tel: 0905 611072  
Please rush me my 'FREE' catalogue, stating machine.

Name: .....  
Address: .....  
Post Code: .....



## FURNITURE

### Exclusive Opening Offer to 'Your Commodore' Readers



**OPERATE YOUR COMMODORE IN COMFORT**  
These fully adjustable posture chairs are designed and manufactured for use in a punishing office environment. British made, with over 10,000 having been sold nationwide. NOW AVAILABLE DIRECT TO YOU!!!

Upholstered in either Dark Brown or Charcoal Grey hard wearing contract tweed. (Meets B.S.5852 cigarette and butane flame test.) Comes to you packed in a box with full instructions for easy assembly.

Full 12 Month guarantee. ORDER NOW FOR CHRISTMAS. Only £26.99 + £3 p&p & ins. (m.r.r.p. £43.50)

Please make Cheques/P.O.'s payable to:  
**HARVEC SUPPLIES, BOX No. YC66,  
1 GOLDEN SQUARE, LONDON W1R 3AB**

qty. .... P.C.1 (Dark Brown Tweed)  
at £29.99 each inc. p&p & ins.  
qty. .... P.C.2 (C/Coal Grey Tweed)  
at £29.99 each inc. p&p & ins.

Name ..... We will endeavour to despatch all orders within 14 days, but please allow up to 28 days for delivery.  
Address .....  
Post Code ..... Full range of colours available at a small extra cost to match your decor.  
Send S.A.E. for details.

## SOFTWARE

### ACCOUNTS & PAYROLL

For Commodore 64, 128, 8000 series etc,  
and larger computers.

Very comprehensive but easy to use.

Available on 21 days approval.

Also contract programming.

**ELECTRONIC AIDS (TEWKES) LTD,**  
Dept YC1, 62 High Street,  
Evesham, Worcs WR11 4HG.  
Telephone: 0386 49339.

## PRINTING

### YOUR PERSONAL CENTRONICS PRINTER



- DRAFT DOT MATRIX
- NEAR LETTER QUALITY
- SUBSCRIPT SUPERScript
- CONDENSE EMPHASIZE
- 96 CHAR+48 EURO+16 MATHS
- EPSON/IBM GRAPHICS
- OPTIONAL TRACTOR

ROCK HALL LIMITED  
128 STATION RD. GLENFIELD.  
LEICESTER LE3 8BR.  
TEL: 0533 313531.  
TELEX: 341100.

## SERVICES

### DISC EXCHANGE 64

Bored with your arcade games?  
Solved all your adventures?  
Now you can exchange your  
Commodore 64 disks for as little as  
£2 (originals only).

For details send a SAE with a list of the  
disks you want to exchange to:

**Disk Exchange 64**  
PO Box 4, Carterton, Oxford OX8  
3LF

**TO CATCH THE  
CHRISTMAS  
MARKET RING**  
**01-437 0699**  
**AND ASK TO  
SPEAK TO  
DUNCAN NEILSON**

**DO YOU OWN A HOME  
MICRO?** Do you want something  
more than the usual boring game?  
This is most certainly for you. Don't  
just play at life, become part of it by  
starting your own home based  
business. Full or part-time. For  
**FREE** details s.a.e. to: Mr. G.  
McGovern (YC1) 97, Pilton Place,  
King and Queen Street, Walworth,  
London SE17 1DR.

### GATWICK COMPUTER SERVICES LTD

- \* Suppliers of all Commodore software and hardware.
- \* 20% off most software
- \* Stockists of C64 and 128 (Plus 4 and C16 catered for)
- \* Quality repairs service available
- \* Cash or Trade in on your Commodore machines and peripherals.
- For friendly advice on all your computer needs call DENNIS or DAVE on (0293) 37842

**GATWICK COMPUTER SERVICES LTD,**  
62 THE BOULEVARD, CRAWLEY, WEST  
SUSSEX.

## CLASSIFIED COUPON

**YOUR COMMODORE CLASSIFIED AD. DEPT., ASP LTD,**  
**NO 1 GOLDEN SQUARE, LONDON W1R 3AB.**  
Please Debit my Access/Barclaycard No.

.....

EXPIRY DATE ..... FOR £ .....

FOR ..... INSERTIONS

☐ SOFTWARE ☐ FOR HIRE ☐ REPAIRS ☐ SERVICES ☐ HARDWARE ☐ OTHER. Please state


Lineage 52p per word (incl. VAT). Semi Display: £9.70 per single column centimetre (+ VAT) minimum 2cm. No reimbursements for cancellations. All ads must be prepaid.

Name .....

Address .....

..... Tel No (day) .....

Signature ..... Date .....



B A E A H

# Break

## It's Raining Prizes

There were 10 winners in our US Gold Adventure competition. Here are the names of the lucky readers: Michael Valadez; Brandon, Suffolk; CW Skelton, 13 Signal Regt, BFPO 42; PT Wheeler, Crawley, Sussex; Devji Vekaria, Kingsbury, London; DA Nutting, Weston-Super-Mare, Avon; Iain Pilcher, Raynes Park, London; AP Roberts, Bournemouth, Hants; Kimberly Ross, NY 09255; Jonathan Seymour, Methley, Nr Leeds; John Wright, Barlaston, Stoke-on-Trent. Congratulations to you all.

There were 25 winners in our Berks competition with CRL: Douglas Hooper, Caterham, Surrey; SW Smith, Norton, Kent; Craig Russel, Marown, Isle of Man; HJC Sporle, Didcot, Oxon; Tom Predston, Saltash, Cornwall; Stephen Haig, Morley, Leeds; WOI Rainey JB, Woolwich Barracks, BFPO 36; Andrew Muegett; Cricklewood, London; Mansuhk Patel, Loughborough; RF Briggs, Bodmin, Cornwall; John Stephenson, Maryport, Cumbria; Darren Cairns, Cassop, Durham; W Murphy, Penhill, Swindon; Mark Gascoigne, Doncaster, S Yorks; GR Trump, Southall, Middx; Philip Heneghan, Poulton, Glos; Paul Turner, Standon, Herts; I McCormack, Hull, North Humber-side; JA Hudgell, Harlow, Essex; BJ



Jones, Bingley, W Yorks; Duncan Hughes, Pettswood, Kent; TS Lim, Swanley, Kent; Leo Carney, Banbury, Oxon; Frances Duguid, Aberdeen, Scotland; Stewart Woods, Goole, North Yorks.

## Caption Competition

Amanda Barry of Ariolasoft, one of the leading lights of the software industry, has been having some problems storing the vast amounts of games which reside in the Ariolasoft Covent Garden headquarters. The situation has got out of hand and now she's been totally snowed under as you can see in the photograph.

We decided to come out in sympathy and use the pic for a caption competition. The best three caption writers will each get a crispy fiver so send your entry by Friday 28 November 1986 to *Your Commodore*, Ariolasoft Caption Competition, 1 Golden Square, London W1R 3AB.

## Last Word

We hope that you enjoy using the free tape on the front of this month's issue. There are some excellent programs on it which we believe are up to the usual *Your Commodore* standard.

Next month look out for our Christmas Buyer's Guide, packed full

of pressie ideas to make a Commodore owner's life really worthwhile.

We'll also be publishing a superb icon program for the C64. Entitled WIMPS, it's a windows icons and mouse program.

Our Christmas issue will contain these and much more for all Commodore owners so don't miss it.

Editor: Stuart Cooke

Assistant Editor: Marie Curry

Editorial Assistant: Stuart Kirkham

Advertising: Peter Chandler, Jonathan McGarry

Advertisement Copy Control: Laura Champion

Origination: Ebony Typesetting

Design: Argus Design

Your Commodore incorporating Your 64 is a monthly magazine appearing on the first Friday of each month.

Distribution by: Argus Press Sales & Distribution Ltd, 12-18 Paul Street, London EC2A 4JS. Printed by: Alabaster Passmore & Sons Ltd, Tovil, Maidstone, Kent.

Subscription rates upon application to Your Commodore Subscriptions Department, Infonet Ltd, Times House, 179 The Marlowes, Hemel Hempstead, Herts. HP1 1BB.

ISSN 0269-8277

**ABC**

MEMBER OF THE AUDIT BUREAU OF CIRCULATIONS

The contents of this publication including all articles, designs, plans, drawings and programs and all copyright and other intellectual property rights therein belong to Argus Specialist Publications Limited. All rights conferred by the Law of Copyright and other intellectual property rights and by virtue of international copyright conventions are specifically reserved to Argus Specialist Publications Limited and any reproduction requires the prior written consent of the Company. ©1986 Argus Specialist Publications Limited Editorial & Advertisement Office, No 1 Golden Square, London W1R 3AB. Telephone: 01-437 0626 Telex: 8811896.



# THAI BOXING

3D ACTION



Full 3D action - 1 player or 2 player option. Lightning moves.

See the cuts and the bruises on the faces of the boxers, as they kick and punch in this gruelling contest.

11.95 d  
7.95 c  
9.95 d

Amstrad 6128 13.95 d  
Amstrad 64/128 8.95 c  
MSX 12.95 d  
Spectrum 128K 9.95  
Spectrum 48K 8.95  
Atari ST 7.95  
19.95 d

**ANCO**

ANCO SOFTWARE, 4 WEST GATE HOUSE, SPITAL STREET, DARTFORD, KENT DA1 2EH. Telephone: 0322 92513/92518  
Mail Order: Payment by Cheque, P.O., Visa or Access. 24 Hour Credit Card Service: 0322 522631. Telex: 892758 ANCO G.



**CBM 64/128**  
uses 40 Column Mode on 128

# Rhythm KING

HI-HAT  
CYMBAL  
COWBELL  
HANDCLAP  
LO TOM  
HI TOM  
SNARE  
BASS DRUM

THE  
YOUNG  
MAN

programmable  
digital drum machine

**PRO SYSTEM**

(includes software and cartridge)

- \*8 digitally recorded drum sounds in each kit
- \*2 kits supplied, additional kits available
- \*Songs and patterns can be saved and reloaded
- \*Keyboard or joystick operation
- \*Polyphonic
- \*Simple to use, no musical knowledge required
- \*Up to 64 patterns and 16 songs in memory
- \*Real-time or step-time recording
- \*Powerful pattern editor
- \*RHYTHM KING software is easy to learn, easy to use

**AVAILABLE NOW !**

**£39.95**

**CBM 64/128 - disk or tape**

**SUPERSOFT**

Winchester House Canning Road  
Wealdstone, Harrow HA3 7SJ  
Telephone 01-861 1166